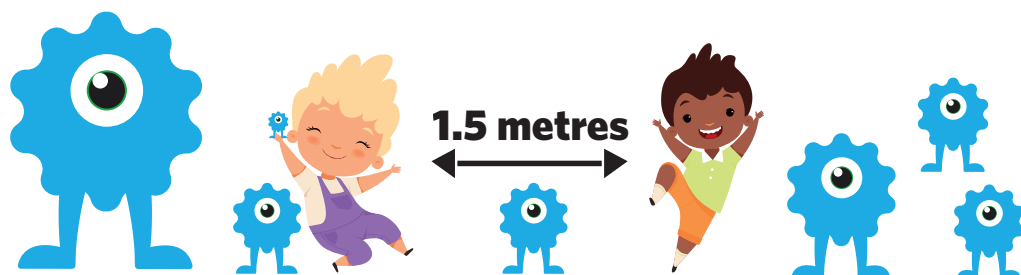


Ondondo 2 / 3: Oshiwike 5



Oshindonga

Iiyenditho yaayehe



1

2

3

4

5

Lesson Number

This publication is a collaboration between the Ministry of Education, Arts and Culture and Namibia Media Holdings. This publication is sponsored by the Ministry of Education, Arts and Culture and UNICEF.

Copyright © Ministry of Education, Arts and Culture. All parts of this specific publication cannot be reproduced, stored in a retrieval system or transmitted in any form or by any means, electronic, mechanical, photocopying, recording or otherwise without prior permission of the Ministry of Education, Arts and Culture or the Publisher.

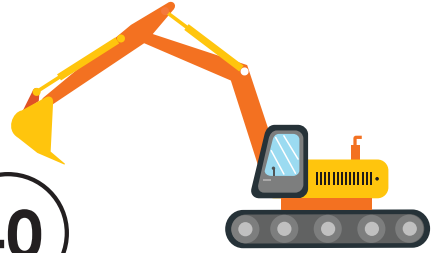
Production by: Namibia Media Holdings

Printing: Newsprint Namibia

Ondondo 2

Yalula momilongo

Udhidha oompatolona dhoonomola.



- A. 10 20 40
- B. 20 30 50 70
- C. 20 50 60 80
- D. 40 60 90 100
- E. 40 50 80 90
- F. 10 30 40 70
- G. 30 50 70 80
- H. 30 40 90

Ondondo 3

Udhitha oompatolona dhoonomola:

1.

2

4

6

8

--

12

2.

3

5

7

--

--

13

3.

8

11

--

17

20

--

4.

18

15

--

--

6

3

5.

75

72

--

--

63

60

6.

88

77

66

--

--

33

7.

9

13

9

--

9

13

8.

17

18

6

--

18

6



Ondondo 2

Okumbalipika

Yalula wu mone omayamukulo:

$8+8=$

$11+11=$

$0+0=$

$3+3=$

$6+6=$

$12+12=$

$7+7=$

$10+10=$

$5+5=$

$9+9=$

$2+2=$

$3+3=$

$0+0=$

$6+6=$

$8+8=$

$2+2=$

$1+1=$

$12+12=$

$4+4=$

$11+11=$

$7+7=$

$9+9=$

$3+3=$

$2+2=$

$9+9=$

$6+6=$

$11+11=$

$0+0=$

$8+8=$

$10+10=$

$5+5=$

$12+12=$

$7+7=$



Ondondo 2

Okutateka

Tateka oonomola tadhi landula:

Etata Iyo 24



Etata Iyo 12



Etata Iyo 16



Etata Iyo 22



Etata Iyo 14





Etata Iyo 26



Etata Iyo 18





Ondondo 3

Omadhina goonomola

Tsakanitha edhina lyonomola nonomola yomondjila.

Omilongo mbali 99

Hamano 8

Omulongo nambali 17

Omilongo ndatu nantano 10

Hetatu 20

Omulongo naheyali 52

Omilongo omugoyi nomugoyi 35

Omilongo ntano nambali 6

Omulongo 12

Nyola omadhina goonomola:

31

42

53

64

75

86

97

28

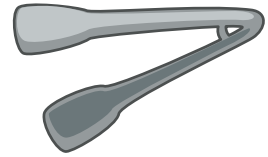
19

100

Ondondo 2

**Uuwindji: Okulandula thanitha
noku yelekanitha iikwatelwa**

Tula iikwatelwa tayi landula melandulathano
okuza koshinene wa u ka koshishona.
Longitha oonomola 1 – 6.





Okukitakununa omikundu dhomwaalu

Lesha ehokololo e to yamukula omapulo.

Ulika nkene wa yalula wu mone eyamukulo lyoye.

Yalula moo-2 nosho woo moo-10. Dhimbulukwa okulongitha omahalamwaalu.

Okanyandwa:

Maylin, Nini na Romeo oya li taa dhana okanyandwa kawo. Sho taya dhana oya li taa pungula iitsa ya kehe gumwe. Omudhani ngele asindana ota mono iitsa 5. Omudhani ngele ina sindana ota kanitha iitsa 3. Ngele aadhani oya dhana shi thike pamwe kehe gumwe ota mono iitsa 2.

1. Kehe omunona okwa tameke niitsa 20.

Oye na iitsa ingapi ayihe kumwe?

2. Mailyn okwa sindana oshinyandwa shotango.

Mayilyn okuna iitsa ingapi konima yoshinyandwa shotango?

3. Nini Okwa sindana oshinyandwa oshitiyali..

Nini okuna iitsa ingapi konima yoshinyandwa oshitiyali?

(Dhimbulukwa wu yalulileko iitsa ya Nini mbi a mono konima yoshinyandwa shotango).

4. Oshinyandwa oshititatu aanona ayehe oya dhana iitsa yi

thike pamwe. Romeo okuna iitsa ingapi konima yoshinyandwa oshititatu?

5. Konima yoshinyandwa oshitihamano Nini okuna iitsa 15. Iitsa ya

Romeo oyi vulike ku yaNini niitsa iheyali. Iitsa yaRomeo oyi li ingapi?

6. Nyola omatumbulomwaalu ga opalela omatumbulo taga

landula. “Kehulilo Mailyn okwa sindana okanyandwa niitsa 44.

Yo iitsa ya Mailyn oyi vule ya Nini lwo-32. Nini okwa zi mo owala niitsa 12.”

Ondondo 3
Omipambulwayalu


$\frac{1}{1}$									
$\frac{1}{2}$					$\frac{1}{2}$				
$\frac{1}{3}$			$\frac{1}{3}$			$\frac{1}{3}$			
$\frac{1}{4}$		$\frac{1}{4}$		$\frac{1}{4}$		$\frac{1}{4}$		$\frac{1}{4}$	
$\frac{1}{5}$		$\frac{1}{5}$		$\frac{1}{5}$		$\frac{1}{5}$		$\frac{1}{5}$	
$\frac{1}{6}$		$\frac{1}{6}$		$\frac{1}{6}$		$\frac{1}{6}$		$\frac{1}{6}$	
$\frac{1}{8}$	$\frac{1}{8}$	$\frac{1}{8}$	$\frac{1}{8}$	$\frac{1}{8}$	$\frac{1}{8}$	$\frac{1}{8}$	$\frac{1}{8}$	$\frac{1}{8}$	$\frac{1}{8}$
$\frac{1}{10}$	$\frac{1}{10}$	$\frac{1}{10}$	$\frac{1}{10}$	$\frac{1}{10}$	$\frac{1}{10}$	$\frac{1}{10}$	$\frac{1}{10}$	$\frac{1}{10}$	$\frac{1}{10}$



Ondondo 3

Omipambulwayalu
Mbapeka mongonga kehe
oshitopolwa sha ulikwa.


Mbapeka



$$\frac{1}{4}$$



$$\frac{1}{3}$$



$$\frac{2}{4}$$




$$\frac{2}{3}$$



$$\frac{3}{5}$$


Mbapeka




$$\frac{2}{5}$$




$$\frac{1}{5}$$



$$\frac{3}{4}$$



$$\frac{4}{5}$$




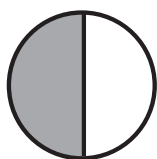
$$\frac{1}{2}$$



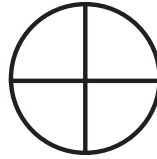

Ondondo 3

Yelekanitha omipambulwayalu


Mbapeka e to longitha omadhindhiliko $<$, $>$,
 nenge = wu yelekanithe




$$\frac{1}{2} > \frac{1}{3}$$





$$\frac{2}{4} \square \frac{3}{4}$$




$$\frac{2}{4} \square \frac{2}{3}$$



$$\frac{2}{4} \square \frac{4}{8}$$



$$\frac{1}{2} \square \frac{2}{4}$$

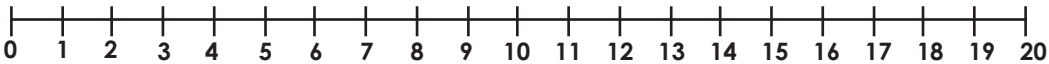


$$\frac{3}{4} \square \frac{4}{5}$$

Ondondo 2

Okutula kumwe noku kutha mo.

1. Udhitha mo omayamukulo momiyalu tadhi landula.



Omusindamwaalu go ku kutha mo

Longitha omusindamwaalu pombanda wu mone omayamukulo.

17 - 2 =	19 - 10 =	11 - 5 =
12 - 6 =	14 - 5 =	16 - 1 =
18 - 4 =	20 - 15 =	13 - 8 =
13 - 3 =	19 - 8 =	18 - 9 =

Omusindamwaalu go ku tula kumwe

Longitha omusindamwaalu pombanda wu mone omayamukulo

3 + 17 =	14 + 1 =	9 + 9 =
4 + 13 =	17 + 2 =	11 + 8 =
8 + 5 =	17 + 3 =	10 + 10 =
13 + 1 =	18 + 2 =	5 + 11 =

2. Yalula omayamukulo

35 + 24 =	53 + 15 =	73 - 26 =
66 + 24 =	35 - 42 =	53 - 15 =
73 + 26 =	66 - 24 =	20 - 15 =

Ondondo 2

Okugongela omauyelele

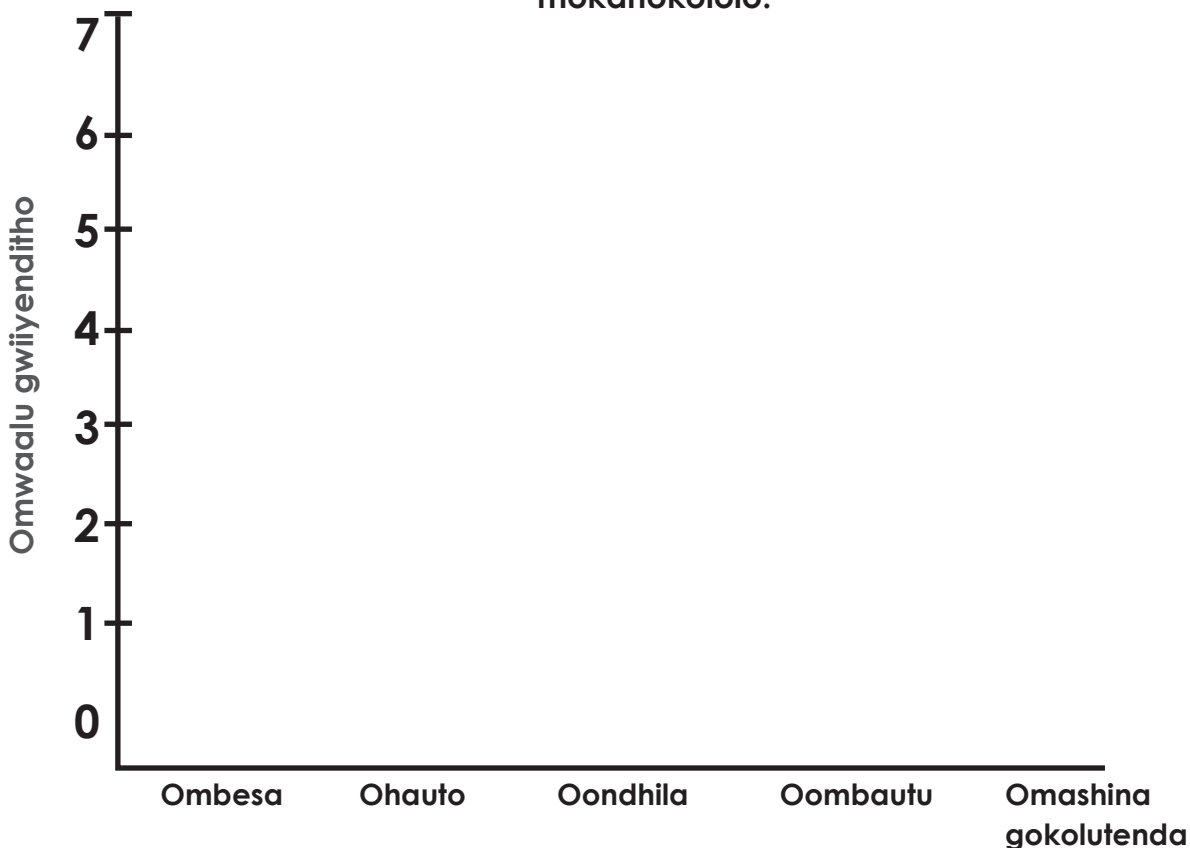
Lesha ehokololo.

Ongame Nduudja. Ndika ehokolo lya ndje.

Ethimbo lyefudho lya zi ko pothinge, onda li nda talele po omahala ga yooloka moNamibia. Sho ndi li mombesa onda mono oohauto 7 pomathikameno gopolisi pokati kOvenduka nOkahandja. Sho twa thiki kOmbaye onda mono oombautu 3 noondhila 2 tadhi tuka pombanda lwopefuta. Efudho sho lya puko onda shuna kOvenduka neshina lyokolutenda.

**Thaneka ografa e to tula mo omau kwatya wa
pewa mehokololo pombanda.**

**Tula mo uumusinda pokati kiiyenditho kografa e to mbapeke
sigo opoonomola shiikwatela komwaalu gwiiyenditho ngaashi
mukahokololo.**





Ondondo 2

2

Okutunga po omilongo

Udhitha omiyalu ndhika. Ninga omilongo wu gwedhe mo.

$$4 + 9 = 13$$

6 3

$$10 + 3 = 13$$

$$8 + 6 = 14$$

2 4

$$10 + 4 = 14$$

$$9 + 3 = 12$$

1 2

$$10 + 2 = 12$$

$$9 + 7 = \square$$

○ ○

$$\underline{\quad} + \underline{\quad} = \underline{\quad}$$

$$5 + 8 = \square$$

○ ○

$$\underline{\quad} + \underline{\quad} = \underline{\quad}$$

$$2 + 9 = \square$$

○ ○

$$\underline{\quad} + \underline{\quad} = \underline{\quad}$$

$$8 + 4 = \square$$

○ ○

$$\underline{\quad} + \underline{\quad} = \underline{\quad}$$

$$3 + 8 = \square$$

○ ○

$$\underline{\quad} + \underline{\quad} = \underline{\quad}$$

$$7 + 7 = \square$$

○ ○

$$\underline{\quad} + \underline{\quad} = \underline{\quad}$$

$$9 + 6 = \square$$

○ ○

$$\underline{\quad} + \underline{\quad} = \underline{\quad}$$

$$7 + 4 = \square$$

○ ○

$$\underline{\quad} + \underline{\quad} = \underline{\quad}$$

$$6 + 8 = \square$$

○ ○

$$\underline{\quad} + \underline{\quad} = \underline{\quad}$$

Ondondo 2

lityalonga

Udhitha iityalonga yi li mokakololo pevi momatumbulo.

pedje

kandishi

tameka

dhiladhila

okuna

pula

tete

ende

Buruhas oha uutekulwanamwenyo owindji.


Edwina oha okumatuka po 6 yongula.

Nancy okwa etama a tule komboloto.

Ngame wo ethimbo ndi teya nena.

Mr. Feliciano okwa oshendja yo N\$5.

Gregory oha ookilometa 6 ngele ta yi kosikola.



The 'ow' sound

Write the word that completes each sentence.

blow

how

show

down

know

tow

growl

plow

town

Did you hear the coach the whistle.

The circus stopped at the small

A truck pulled our car to the station.

..... do you get to your house?

The boy could not climb from the tree.

The dancers put on a great !

Did that big dog at you?

The farmer must his wheat field.

Complete the 'ow' sound words.

bow

cow

n_____

v_____

en_____

cl_____

down

t_____

p_____r

t_____er

v_____el

f_____l

cr_____d

br_____

h_____

r_____

all_____

br_____n

cr_____n

dr_____n

fl_____er

sh_____er

t_____el

_____l

gr_____l

p_____der

Ondondo 2, Ondondo 3

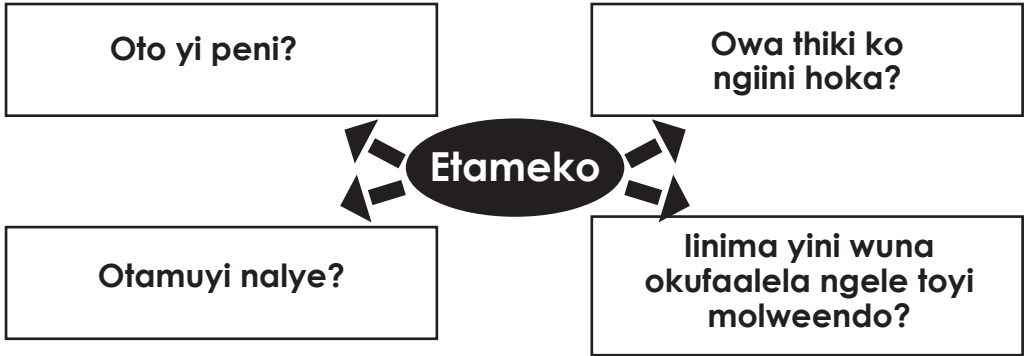
3

Okunyola nuunkulungu

Longitha iiholelwa wa pewa wu nyole okahokololo koye mwene kolweendo lwo ko Safari.

Ondondo 2 (5 - 10) Omatumbulo/Ondondo 3 (10 – 20 Omatumbulo)

Ehokololo ewanawa ohali tameke nefalomo, olutu nehulitho. Nyola ehokololo. Oshipalanyolo shoye: Olweendo lwoSafari. Ko-Safari aantu o haya longitha oohauto dhomagulu gane ngaashi ooJeep. Iiyenditho mbika iiwanawa unene okupita mevugu nomiitauwa mbyoka inayi longwa nawa. manga ino tameka okahokololo koye, owa pumbwa okudhiladhila nawa. Mbika iiholelwa yokukwathela wu dhiladhile nawa.



Olweendo lwoSafari

Ondondo 3

litya Yaha

Udhitha iitya landula momatumbulo pevi.

ku	gwandje	sindana	shi
nayi	dhiladhila	etela	lumwe

Otatu ka etanga lyokoompadhi.

Onda li ndi uvite sho a yi.

Owu omumwamemekadhona?

Oto vulu oku ndje omeya?

Otandi dhengele ngula

Okanyando oto ka

Oto vulu oku mOmwaalu?

Onda hala meme

Revision: Capital letters and Full stops

These sentences have got muddled up.

Write them out again. Make sure your sentences start with a capital letter and ends with a full stop.

butterfly The sat flower. the on

1

used rain. my umbrella the I in

2

rabbit carrot. ate crunchy The the

3

school. wrote I story at long a

4

played sand. children The in the

5

said girls favourite All the their colour red. was

6



Making more than one: Two

Directions: To make a noun plural, more than one, sometimes you add s or es. If the word ends in y. Sometimes you have to change the y to i and add es. Read the words below.

Write the plural form of each word by adding s or es.

1. present

1.

.....

2. party

2.

.....

3. dress

3.

.....

4. hat

4.

.....

5. balloon

5.

.....

6. brush

6.

.....

7. paint

7.

.....

8. candy

8.

.....

9. lunch

9.

.....

10. pony

10.

.....

Circle the proper spelling of each plural word.

laydyes

ladies


ranchies

ranches

giftes

gifts





English Lesson

Grade 3 level

Plural Nouns

4

23

Finding the plural nouns.


Read each sentence. Draw a box around each plural noun.

Plural nouns may be regular or irregular. There may be more than one plural noun per sentence.

1. Her pencils were all missing.
2. The boy jumped across the rocks.
3. The children ran across the playground.
4. The lizards slithered across the rocks in the tank.
5. My computer plays movies often.
6. She spilled the sauces when she dropped the tray.
7. His dog barked all night long.
8. The sheep wondered around the fields.
9. Her juice was made with many different fruits.
10. The horses galloped around the corrals.

Phonics

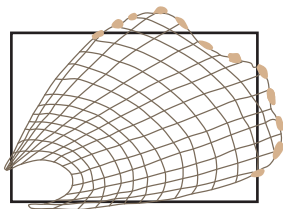
Choose and write the matching letters from the letters given below.




.....



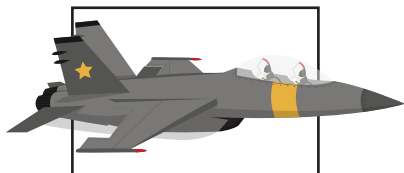
.....



.....



.....



.....

et

et

et

et

et

Replace the beginning sound to form a new word.

.....

.....

.....

.....

.....


j

v

w

p

n



Practice

Fill in the blanks with **much** or **many**.

1. How books did you buy?
2. How water is there?
3. students were absent.
4. There's not been rain this week.
5. He spent money gambling.
6. She has collected coins.
7. There are pages in our textbook.
8. He showed bravery in front of the crowd.
9. You can view scenes while traveling on the bus.
10. I have bought sheep from the nearby village.






Sight words

Read and circle the sight words from the word search below.

1. but	3. on	5. our	7. that	9. she
2. they	4. at	6. was	8. he	10. be

b	u	t	u	t
a	s	h	e	h
i	h	e	a	a
e	e	y	t	t
o	u	r	h	m
p	n	w	a	s
w	h	b	e	d





English Lesson


Grade 3 level

5

27

Transportation

Find and circle the transportation words.
Look for the words both horizontally ➡ and vertically ↓



w	f	g	b	i	k	e	t	u	d	h	a	y
n	r	t	r	a	i	n	r	j	e	c	a	r
v	y	h	o	v	m	i	u	b	n	q	k	o
t	m	b	y	i	y	u	c	e	z	m	b	c
a	b	z	h	t	j	c	k	i	o	h	p	k
x	e	r	i	p	i	i	s	h	i	p	b	e
i	u	p	v	f	u	f	g	z	f	m	o	t
s	u	b	m	a	r	i	n	e	t	j	a	k
n	w	x	d	v	b	m	f	v	c	m	t	w
p	v	y	z	m	o	u	e	e	t	p	w	r
a	i	r	p	l	a	n	e	b	m	b	u	s
z	c	i	h	e	l	i	c	o	p	t	e	r
c	z	f	b	x	l	t	s	c	y	x	i	w

Ondondo 2

Okulesha neuveko

Lesha okahokololo. Yamukula omapulo taga ka landula.

Iinima hayi ende kevi



Okuna iinima hayi ende kevi. Ohatu longitha iiyednitho okweenda kevi yitu kwathele nomikalo odhindji. Ohatu vulu okulongitha oshihauto nenge ombesa okuya kosikola. Omashina gwokolutenda nomaloli ogo ku humbata iinima okuza pehala limwe okufala kehala ekwawo. Oambulansa nenge kadhimamulilo oha longithwa ngele pe na ompumbwe yomeendelelo. Omaloli gOkufula, nokweekelahi iiyagaya ohaga longithwa pomahala mpoka tapu tungwa.



1. Oho longitha osheenditho shini okuya kosikola?

2. Nyola omadhina giiyenditho iyali ya tumbulwa mehokololo.

a.) _____

b.) _____

3. Unake oambulansa nakadhimamulilo haya longithwa?

4. Unake ololi yokufula noyokweekelahi iiyagaya hadhi longithwa?

Ondondo 3

Tengeneka edhina lyandje- Omalupe goombinga-2

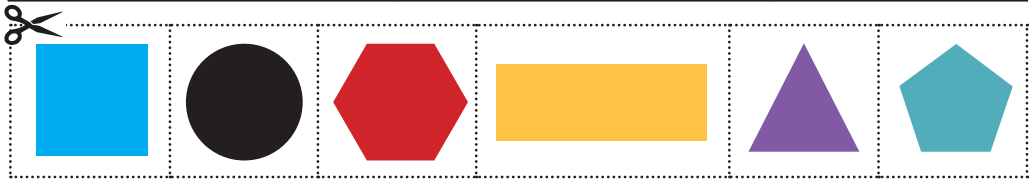
Lesha amafatululo gomalupe.

Edhina lyolupe luni lya fatululwa?

Nyola omadhina gomalupe e to tete olupe lwomondjila wu li nateke pehala lyalo.



Ongonga, Oonkuvundatu, Opentagona, Ombine, Ohexagona, olee

Efatululo lyolupe	Edhina lyolupe	Olupe
Ondi na oombinga 4 dhithike pamwe. Oombinga dhandje adhihe odhi na omisinda dhi thike pamwe.		
Ondi na oombinga 3 dhuukilila. Oombinga dha ndje ha a luhe dhi thike pamwe.		
Ondi na ombinga yimwe owala ya goyoloka.		
Ondi na na oombinga 4 dha ukilila. oombinga 2 oonde oombinga 2 oonde.		
Ondi na oombinga 5 dha ukilila. medhina lya ndje omuna o "P".		
Ondi na oombinga 6 dha ukilila Medhiing lya ndje omuna o "X".		




How to teach your child the importance staying active.

Play with family members, stay 1.5m away to practice social distancing.



Stay active and eat healthy so that your body can stay strong.



Success begins with education

Parents will be able to visit the website and watch daily videos from a teacher that will teach their children about various topics in the booklet. One can also download the PDF version of the book on the website.

Start learning anywhere - on your smartphone, tablet or desktop computer at home or follow the instructions on each printed page.



ONLINE

How does it work?

Register at zoshy

You can save your favourite lessons and find them easier

Easy peasy steps to follow

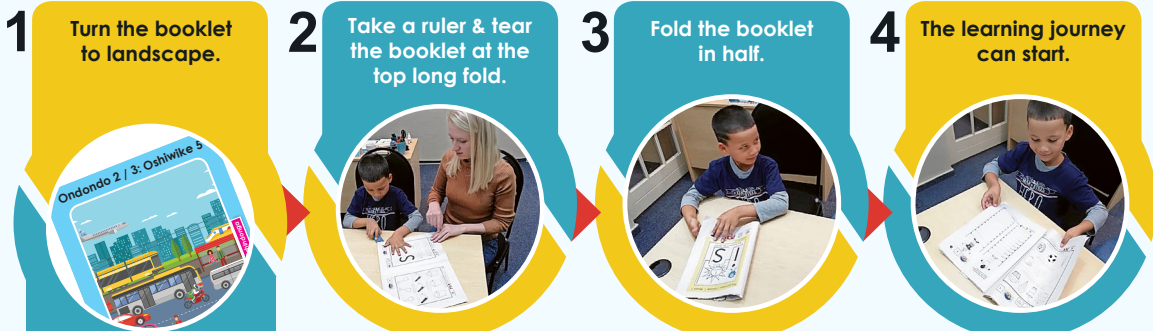
- Step 1:** Find us at www.zoshy.online or scan the QR code
- Step 2:** Find your grade
- Step3:** Choose which book you want to learn out of today
- Step4:** Choose lessons from what lessons there are
- Step5:** Download booklet if you do not have it
- Step 6:** Watch and follow the teacher as she explains what to do in the book
- Step7:** Follow us on Facebook (Zoshy) to never miss a video and join the community



www.zoshy.online

In collaboration with the Ministry of Education, Arts and Culture

PRINT



STEPS
HOW TO TEAR & USE
THE BOOKLET

