

Ondondo 2 / 3: Otjivike 4

Otjiherero

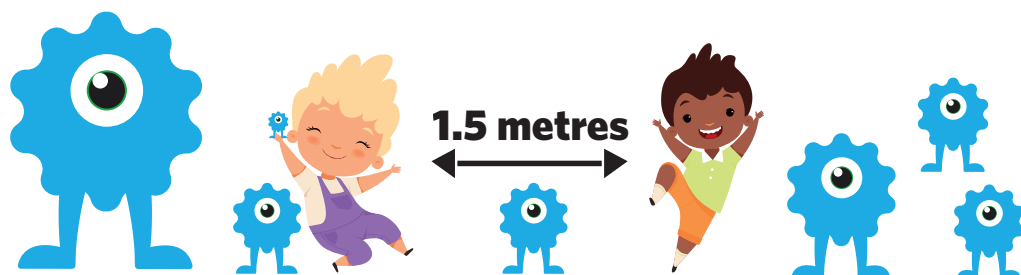


Ozondjuwo zombazu nozouye wakandino
Novitunge vyo zondjuwo



Ministry of Education,
Arts and Culture





Lesson Number

This publication is a collaboration between the Ministry of Education, Arts and Culture and Namibia Media Holdings. This publication is sponsored by the Ministry.

Copyright © Ministry of Education, Arts and Culture. All parts of this specific publication cannot be reproduced, stored in a retrieval system or transmitted in any form or by any means, electronic, mechanical, photocopying, recording or otherwise without prior permission of the Ministry of Education, Arts and Culture or the Publisher.

Production by: Namibia Media Holdings

Printing: Newsprint Namibia

Ondondo 2

Ovimwe

Mana ovivaro mbimaviko ngorere mba. Ungurisa itji
otjitenga tjitjamanuka otjotjihorera.

$$\bullet \quad 20 + 40 = 60 \quad \longrightarrow \quad 2 + 4 = 6$$

$$\bullet \quad 10 + 10 = \underline{\hspace{2cm}} \quad \longrightarrow \quad \underline{\hspace{2cm}} + \underline{\hspace{2cm}} =$$

$$\bullet \quad 30 + 10 = \underline{\hspace{2cm}} \quad \longrightarrow \quad \underline{\hspace{2cm}} + \underline{\hspace{2cm}} =$$

$$\bullet \quad 10 + 40 = \underline{\hspace{2cm}} \quad \longrightarrow \quad \underline{\hspace{2cm}} + \underline{\hspace{2cm}} =$$

$$\bullet \quad 40 + 20 = \underline{\hspace{2cm}} \quad \longrightarrow \quad \underline{\hspace{2cm}} + \underline{\hspace{2cm}} =$$

Ondondo 2

Okupiza

Piza ozonomora nđeri kehi mba.

$$\bullet 23 = 20 + 3$$

$$\bullet 55 = \dots + \dots$$

$$\bullet 17 = \dots + \dots$$

$$\bullet 89 = \dots + \dots$$

$$\bullet 96 = \dots + \dots$$

$$\bullet 42 = \dots + \dots$$

$$\bullet 74 = \dots + \dots$$

$$\bullet 68 = \dots + \dots$$

$$\bullet 31 = \dots + \dots$$

$$\bullet 26 = \dots + \dots$$

Ondondo 2

Opona nondengu

Tjanga opona nondengu yovivaro mbiri kehi mba.

Otjihorera: $45 = 4$ omirongo 5 ozoimwe

$$\bullet 48 = \dots$$

$$\bullet 55 = \dots$$

$$\bullet 77 = \dots$$

$$\bullet 85 = \dots$$

$$\bullet 62 = \dots$$

$$\bullet 22 = \dots$$

$$\bullet 24 = \dots$$

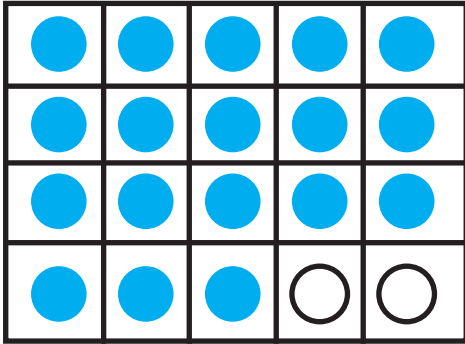
$$\bullet 38 = \dots$$



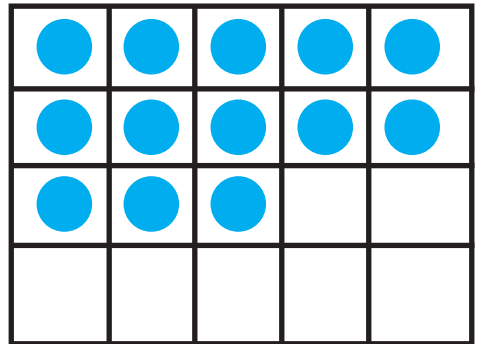
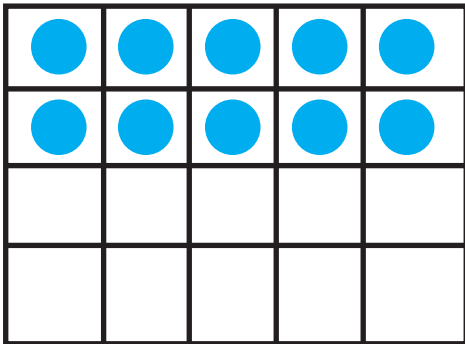
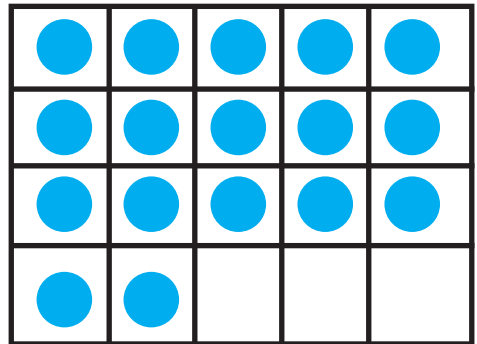
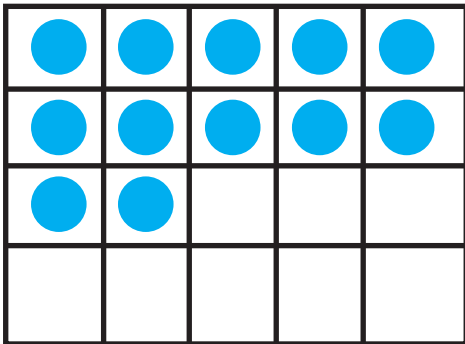
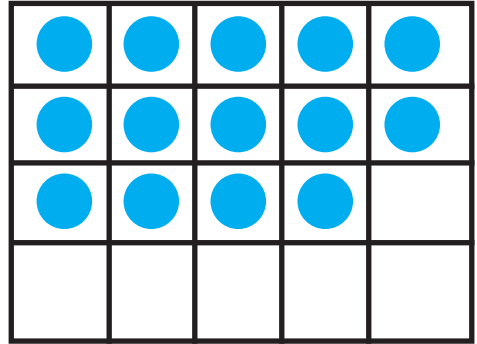
Ondondo 2

Urisa onomora youtootoo moruho aruhe.

Tjanga ozonomora ndumazekete potuiho omirongo vivari.



2



Data Handling

Nevada wa kondonona ovakwao mbuveri metuwo rimwe noma hongero naye, okutara kutja vasuvera otjiri hongwa tjine tjinene. Eye watjanga omakondononeno we kehi mba.

Otjirihongwa	Otjivaro
Ovivarero	### ###
Okuresa	### ### ### //
Okutjanga	///
Science	### ### ### ###
Social Studies	### ### ### / ///

1. Ovahongwa vengapi mba toorora o Social Studies otjo otjiri hongwa tjiva suvera?

2. Ovahongwa vengapi mba toorora okuresa nokutjanga?

3. Ovengi mba toora okuresa poo oSocial Studies?

4. Otjirihongwa tjine tjitjamunu omaraka omengi?

Ungura ongarafa ndji uyarise omamwino yovirihongwa otja kondononeno ungurisa ovivara pekepeke mongarafa otjakotjirihongwa atjihe..

30				
27				
24				
21				
18				
15				
12				
9				
6				
3				
0				
	Ovivarero	Okuresa	Okutjanga	Science
				Social Studies

Opona nondengu

Vara otjivaro mokapaka akehe. Zemburuka okuvara momasere rutenga, kuzambo uvare momirongo korusenina uvare mozoimwe.

Ovingapi? 115

Ivingapi?

Ivingapi?

Ivingapi?

Ivingapi?

Ivingapi?

3 omasere + 4 omirongo + 2 ozoimwe
Ivingapi?

2 omasere + 3 omirongo + 6 ozoimwe
Ivingapi?

7 omasere + 8 ozoimwe
Ivingapi?

Ondondo 3

Omarekeneno

1. Piza nu twakumwe: Mana ovivaro amo piza, no kutwa kumwe ovivarero. Ungurisa otjijhorera otjomaraisiro

$$\begin{aligned}\text{Otjijhorera: } 37 + 22 \\ &= 30 + 20 + 9 \\ &= 50 + 9 \\ &= 59\end{aligned}$$

$$75 + 14$$

=

=

=

$$70 + 15$$

=

=

=

$$45 + 23$$

=

=

=

$$66 + 33$$

=

=

=

$$37 + 62$$

=

=

=

2. Otjivaro tjokuyeterako: Mana ovivaro mbi vyokuyetera ko.

$$\begin{array}{r} 35 \\ + 35 \\ \hline \\ \hline \\ \hline \end{array}$$

$$\begin{array}{r} 68 \\ + 22 \\ \hline \\ \hline \\ \hline \end{array}$$

$$\begin{array}{r} 75 \\ + 23 \\ \hline \\ \hline \\ \hline \end{array}$$

$$\begin{array}{r} 24 \\ + 65 \\ \hline \\ \hline \\ \hline \end{array}$$



Modals: Can and May

Fill in the blank spaces with adjectives of the underlined words. Use the pictures to guide you.

The word **can** shows ability.

The word **may** is used to ask permission.

Circle the Modal word (can or may) that best completes each sentence.

Example: Example: (May / Can) I go to the restroom?

1. I (may / can) **finish my work on time.**
2. I **don't know if I** (may / can) **get to the game on time before it starts.**
3. (May / Can) **I get something to eat?**
4. (May / Can) **I sit in the front row of the theatre?**
5. I **think I** (may / can) **win the tennis championship.**
6. **Do you know if you** (may / can) **win the championship?**
7. (May / Can) **I ask you an important question?**
8. (May / Can) **you finish your homework tonight?**

Write your own sentence with the words **can** and **may**:

can:

.....

.....

may:

.....

.....

Ondondo 2 nondondo 3

Orupeveze

Tara komambo ngeri (mokakovero) nu u mane omihewo mbiri kehi morupeveze

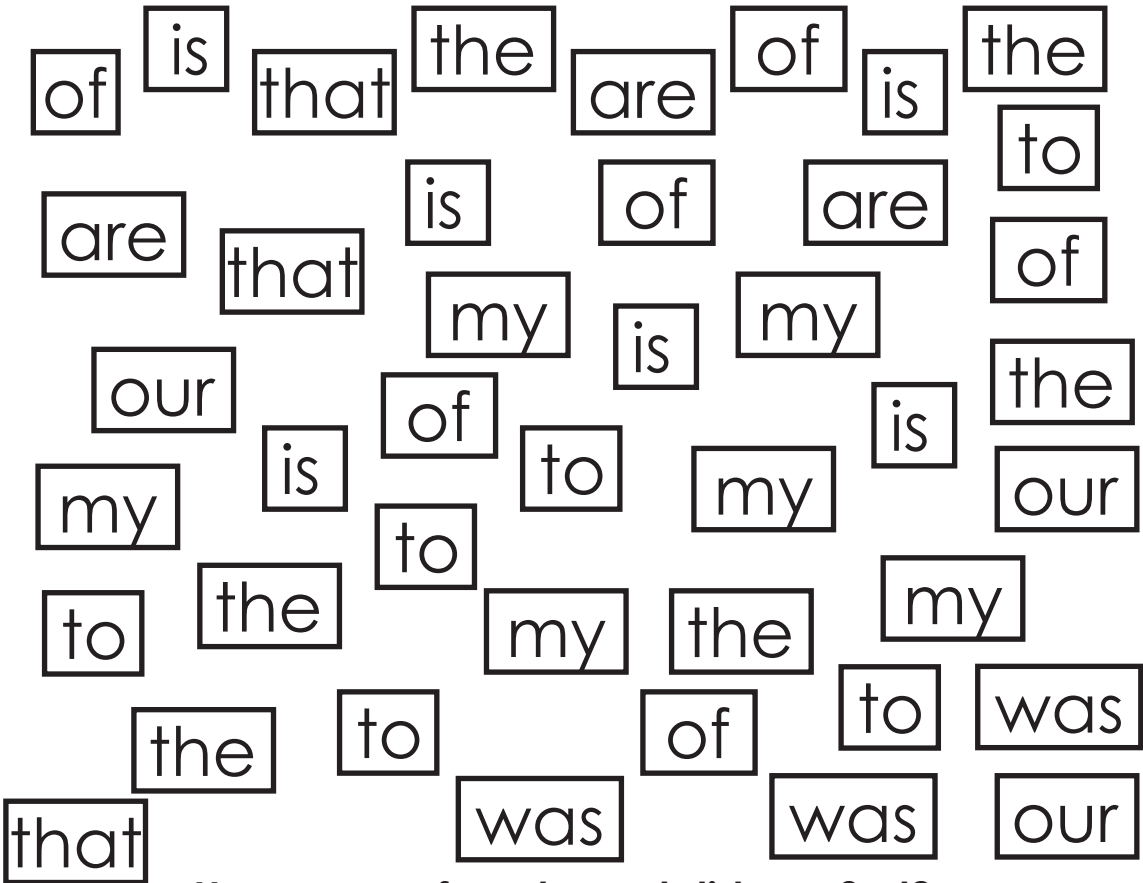
1. Epanga randje mari(**vatera**)
2. Samwa okuyanda onyune. (**suverere**)
3. Eyeokuhuingira otjiingirisa nawa. (**aatjiwa**)
4. Omuvere omiti vye moruveze. (**wanwine**)
5. Eye wa ovanatje ve nomasa. (**suvere**)
6. Eye u otjimbere. (**nyandere**)
7. Omwara Ndjoroka u hakahana. (**hungirire**)
8. Edwina ya ovimbanana. (**suverere**)
9. Ovapange ve potjipangero. (**ungurire**)
10. Munouwa u mo Londona. (**karere**)



Grade 2

Sight words

Choose a colour for each sight word. Find and colour each one. Then count and write how many you found. Circle the word you found the most of.



How many of each word did you find?

	that		our		was
	to		the		of
	my		is		are



Omambo womene

okuza

twamo

rukwaao



atjihe

vi

Tjanga omihewo nu ungurisa omambo womene ngeri pombanda.
Ungurisa **emborimwe** komuhewo auhe.

1. _____

2. _____

3. _____

4. _____

5. _____

The “dr” Blends

Read the words below and match them with the pictures by writing the number in the correct box.



1. drink



2. dress

3. driver



4. drum



Find your own words with “dr” blend sounds to write sentences.
The first sentence has been done for you.

1. Uno loves to drink cooldrink during breaktime.

2. _____

3. _____

4. _____


Find the words that starts with the “dr” sound and colour them in.

f	b	c	j	d	r	i	n	k	a
e	d	l	x	r	d	r	u	m	s
q	w	d	r	e	s	s	s	k	l
d	d	r	i	v	e	r	r	l	u


Ondondo 2

Okuhaka


Outootoo ungapi mburimba?

	<p>Haka Tjanga eziriro:</p> <div data-bbox="611 505 852 573">mutu 6</div> <div data-bbox="611 596 852 664">mutu 15</div> <div data-bbox="611 687 852 755">mutu 30</div>	<p>Otjivaro Otjiseмба</p>
---	---	-------------------------------

Outootoo ouperse iungapi?

	<p>Haka Tjanga eziriro:</p> <div data-bbox="611 968 852 1035">mutu20</div> <div data-bbox="611 1059 852 1126">mutu5</div> <div data-bbox="611 1150 852 1217">mutu 50</div>	<p>Otjivaro Otjiseмба</p>
--	--	-------------------------------

Outootoo ungara iungapi?

	<p>Haka Tjanga eziriro:</p> <div data-bbox="611 1423 852 1490">mutu 80</div> <div data-bbox="611 1514 852 1581">mutu 20</div> <div data-bbox="611 1605 852 1672">mutu 5</div>	<p>Otjivaro Otjiseмба</p>
---	---	-------------------------------



Ondondo 3

Unguru omahaneno wozondjemeno amo twamo
oumbumba wazo mouwongo.

Hakera ku i ndjo yopopezu no 10.

1. Oumbumba ungapi wo 6 mbumo yenene okuungura pozo nyose o 36?



oumbumba 6

Omahaneno wotjivaro:

$$36 \div 6 = 6$$

2. Oumbumba ungapi wo 4 mbuma uungura ouputuputu o 16?



..... oumbumba

Omahaneno wotjivaro:

3. Oumbumba ungapi wo 3 mbuma uungura ozondiamanda 9 ?



..... oumbumba

Omahaneno wotjivaro:

4. Oumbumba ungapi wo 2 mbuma uungura omitima o 12?



..... oumbumba

Omahaneno wotjivaro:

Ondondo 2 nondondo 3

Ovinanavaro novihananavaro

Tjanga ozonomora nderi kehi yomukuma wembo
movinanavaro novihananavaro mbirivyo otja koupaka.

Ovinanavaro

Ovihananavaro

2	13	4	8	9	20	17	12	15	16
35	22	29	3	14	33	30	27	1	6

Ondonde 3

3

Omarekeneno woure mozecentimeta (cm).

1. Tjanga oure wotjijtjange tje kara.
Ungurisa otjinane tjomikoka kehi yatjo.



Ungurisa otjinane tjomikoka okurekena oure waimbi mozo (cm):

2. Rekena mbimavikongorere mba mozo (cm):



..... CM



..... CM

CM



Ungurisa otjinane tjomikoka okunana omikoka otja kozo centimeta (cm) nduwa pewa.

3. Ungurisa otjinane tjomikoka okunana omikoka otja koure membo roye.

- 3 cm
- 10 cm
- 6 cm
- 1 cm
- 8 cm



Ondondo 2

Oure: Okusasaneka

Paha ovina vitatu mbira **ovire** po tjitange tjoye nu novina 3 mbiri **ovisupi** potjitjange tjoye.

Tjanga omana wavyo poruveze nduwapewa kehi otja

Ovire	Ovisupi



Ondondo 3

1. Teya ozonomora:
Otjisanekero: $47 = 40 + 7$

- $175 =$ _____
- $287 =$ _____
- $353 =$ _____
- $134 =$ _____

2. Okutwa kumwe nokuisako
Rekena otjivarero atjihe poo ombangu:

$\begin{array}{r} 21 \\ +41 \\ \hline \end{array}$	$\begin{array}{r} 36 \\ +22 \\ \hline \end{array}$	$\begin{array}{r} 70 \\ -31 \\ \hline \end{array}$
$\begin{array}{r} 75 \\ +29 \\ \hline \end{array}$	$\begin{array}{r} 87 \\ -47 \\ \hline \end{array}$	$\begin{array}{r} 91 \\ +38 \\ \hline \end{array}$
$\begin{array}{r} 87 \\ -72 \\ \hline \end{array}$	$\begin{array}{r} 63 \\ +39 \\ \hline \end{array}$	$\begin{array}{r} 66 \\ -43 \\ \hline \end{array}$





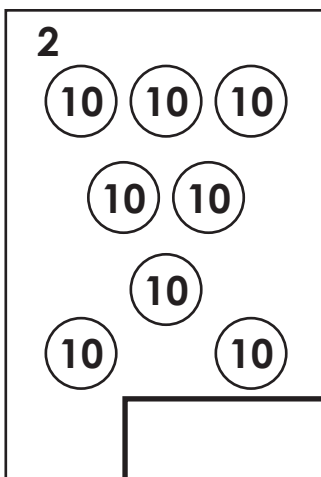
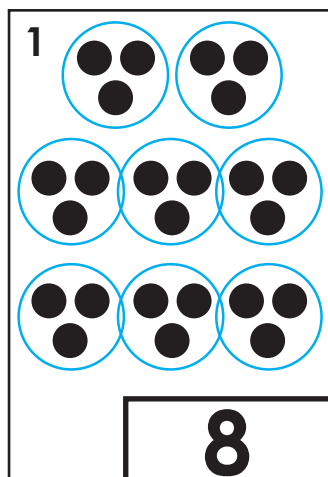
3. Ourenga wozonomora
Mana ourenga wozonomora

- 25 30 35 40 _____
- 61 63 65 67 _____
- 88 90 92 94 _____
- 44 48 52 56 _____
- 71 73 76 78 81 _____

Ondondo 3

Omatwiro womoumbumba

Vara outootoo moumbumba nu utjange ozonomora motuveze tutwa yandjwa .



Ondondo 2

Vara mo 5

Tjanga ozonomora nde herimo moupaka.

5

15

20

30

35

50

60

70

75

85

100

Ondondo 2 nondondo 3

Otjipaka tjozonomora

[illegible]

Ondondo 2

Resa ehungi kehi mba nu uzire omapuriro.

Okambihi kene kori

Nat uno kambihi okanene.

Okambihi kene kori enene.

Okambihi keripo tjinguma.

Otjinguma otjinene.

Nat wasuvera ekori.

Nat wasuvera otjinguma.

Nat wasuvera okambihi okanene.

Resa omapuriri kehi mba. Twamo eziriro esemba mokawongo.

1. Nat uno:

- ombwa
- epuku
- okambihi

2. Okambihi keripo?

- motjitemba
- potjinguma
- mombete

3. Okambihi ka Nat?

- okanene
- okatiti
- okaserandu

Twamo omambo ngeheripo:

Nat uno okanene.

Okambihi kena enene.

O keripo



Ondondo 2

Ouvinda utatu

Nana omikoka okuza kotjiserekarerwa nga kokaperendero kukeriko.



Okavinda kemwe katunga
ondjuwo yozohima.
Ombungu aihayenene
okusuvira okuwisira pehi nu
oyo yapidikire



Okavinda kemwe katunga
ondjuwo yomahozu nu
ombungu yasuvira aiwire
pehi.



Ombungu aaivanga
okutjita ovineya
kokavindona.



Okavinda kemwe katunga
ondjuwo yomiti nu
ombungu aisuvire ondjuwo
aiwire pehi.



Ombungu yaronda komuti.
Oyo aiwire monyungu ndjiri
mezuko.



Phonics

Word search

cat pat
bad tan
map sat

c	a	n	m
a	m	d	s
t	a	n	a
b	p	a	t

m	m	p	p
a	a	m	a
n	t	a	d
m	a	d	n

man nap
mad mat
pad tad

bag ran
cab crab
nab tap

c	p	a	g
a	r	a	n
b	b	a	a
t	a	p	b

Ondondo 3

Orupeveze, orukapitaveze, oruyaveze

Orukapitaveze oviṇa mbya tjitirwe erero.

Orupeveze oviṇa mbimavitjitwa nai.

Oruyaveze oviṇa mbimavitjitwa muhuka.

**Tjangurura omihewo mbi morupeveze, orukapitaveze noruyaveze
ungurisa otjihorera:**

Ndino ndi omukazona wakurama pomuvero.

Erero emukozana wakuramene pomuvero.

Muhuka omukazona makurama pomuvero.

1. Omukazona wazara ozongaku ozoserandu.

Erero

Muhuka

2. Erero omuatje wanyandere pendje yotjikunino.

Muhuka

Ndino

3. Mbiyenda kosikore eyuva arihe.

Erero

Muhuka

4. Eye unwa omifi vye muhuka omunene.

Erero

Muhuka

5. Ovanene vandje vetarera otv ngurova.

Erero nguvora

Muhuka ngurova

Building sentences

Cut out the words in the blocks and paste them in the correct order in the space provided.

1

2

3

4

1

fit in a

big cup!

Bud can

2

the mud.

Bud

digs in

3

Bud hops

in the

tub.

4

hugs.

many

Bud

gets





Phonics

Read the story below and identify all the “ai” sounds.

Queen-Clare with the fair hair sits on a chair while she paints her nails and puts on her pair of flat shoes. She has a pain in her leg.

She must go to see her son in the jail. He raided a ship to gain bait and hit a sailor with a chain. She must travel by train, but the ticket must be paid at the main ticket stall.

She moves as slow as a snail sails but calls the porter to aid her at the stairs. He helped her to hold onto the rail. There were clouds in the air and it rained and hailed pails and pails full while she waited. Her aim to see her son was in vain, the train never came.

She went back home as she failed to see her son, now she will mail a letter to him instead.

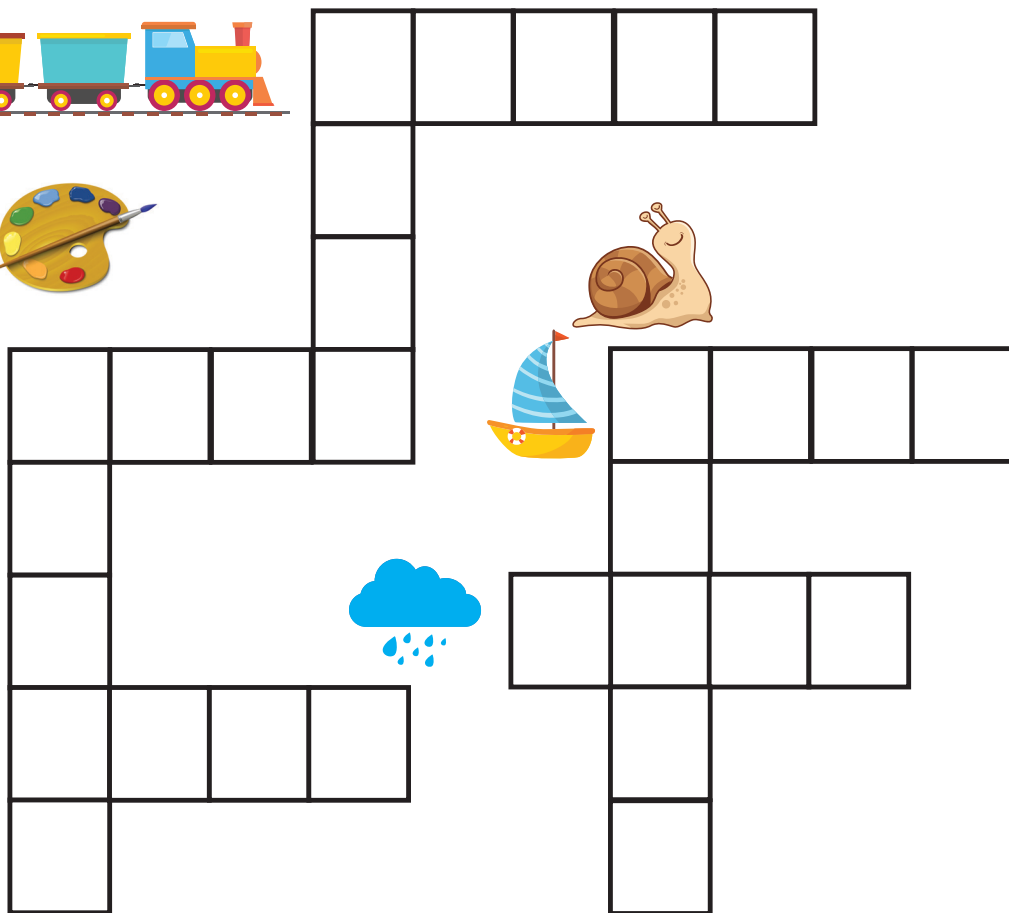
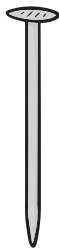
Underline the words seen in the table in the story above

“ai” words (ay-sound)		“ai” words (e-sound)	
laid	snail	said	stairs
hail	frail	hair	air
mail	vain	pair	chair
nail	pain	fair	
paid	drain		

Fill in the “ai” sounds in the following sentences:

1. The girls p_____nt their n_____ls again.
2. We will w_____t for the r_____n to stop.
3. If we do not learn hard we will f_____l.
4. The dog has a long t_____l.
5. You must wear the belt around your w_____st.
6. She doesn't like the pl_____n yogurt.
7. The postman brings the m_____l.
8. Don't be afr_____d of the dark.

Phonics crossword



Word Bank

sail

rain

paint

train


pail

snail


tail

nail

How to teach your child the importance of learning.



Even though schools are closed it is important to still learn by watching online classes, reading and doing schoolwork.



Success begins with education

Parents will be able to visit the website and watch daily videos from a teacher that will teach their children about various topics in the booklet. One can also download the PDF version of the book on the website.

Start learning anywhere - on your smartphone, tablet or desktop computer at home or follow the instructions on each printed page.



ONLINE

How does it work?

Register at zoshy

You can save your favourite lessons and find them easier

Easy peasy steps to follow

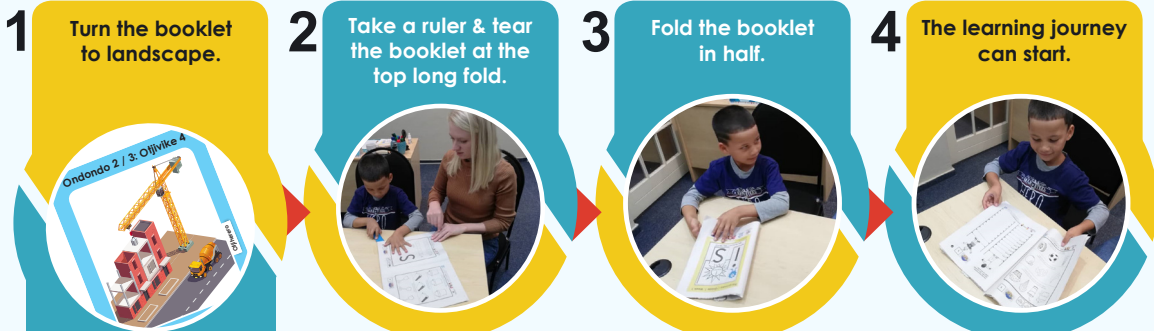
- Step 1:** Find us at www.zoshy.online or scan the QR code
- Step 2:** Find your grade
- Step3:** Choose which book you want to learn out of today
- Step4:** Choose lessons from what lessons there are
- Step5:** Download booklet if you do not have it
- Step 6:** Watch and follow the teacher as she explains what to do in the book
- Step7:** Follow us on Facebook (Zoshy) to never miss a video and join the community



www.zoshy.online

In collaboration with the Ministry of Education, Arts and Culture

PRINT



STEPS
HOW TO TEAR & USE
THE BOOKLET

