

Ondondo 2 / 3: Oshiwike 4

Oshindonga

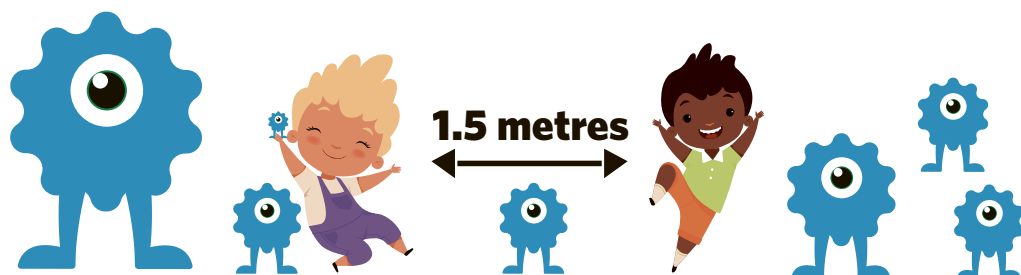


**Omagumbo gopamuthiguluwakalo
nomagumbo gopashinanena niitungitho.**



Ministry of Education,
Arts and Culture





Lesson Number

This publication is a collaboration between the Ministry of Education, Arts and Culture and Namibia Media Holdings. This publication is sponsored by the Ministry.

Copyright © Ministry of Education, Arts and Culture. All parts of this specific publication cannot be reproduced, stored in a retrieval system or transmitted in any form or by any means, electronic, mechanical, photocopying, recording or otherwise without prior permission of the Ministry of Education, Arts and Culture or the Publisher.

Production by: Namibia Media Holdings

Printing: Newsprint Namibia

Ondondo 2

1

Uditha omiyalu tadhi landula.
Longitha omwaalu gwotango ongoshiholelwa.

$$\bullet \quad 20 + 40 = 60 \quad \longrightarrow \quad 2 + 4 = 6$$

$$\bullet \quad 10 + 10 = \underline{\hspace{2cm}} \quad \longrightarrow \quad \underline{\hspace{2cm}} + \underline{\hspace{2cm}} =$$

$$\bullet \quad 30 + 10 = \underline{\hspace{2cm}} \quad \longrightarrow \quad \underline{\hspace{2cm}} + \underline{\hspace{2cm}} =$$

$$\bullet \quad 10 + 40 = \underline{\hspace{2cm}} \quad \longrightarrow \quad \underline{\hspace{2cm}} + \underline{\hspace{2cm}} =$$

$$\bullet \quad 40 + 20 = \underline{\hspace{2cm}} \quad \longrightarrow \quad \underline{\hspace{2cm}} + \underline{\hspace{2cm}} =$$

Ondondo 2

Okundjandjukununa

Ndjandjukununa omiyalu tadhi landula:

$$\bullet 23 = 20 + 3$$

$$\bullet 55 = \dots + \dots$$

$$\bullet 17 = \dots + \dots$$

$$\bullet 89 = \dots + \dots$$

$$\bullet 96 = \dots + \dots$$

$$\bullet 42 = \dots + \dots$$

$$\bullet 74 = \dots + \dots$$

$$\bullet 68 = \dots + \dots$$

$$\bullet 31 = \dots + \dots$$

$$\bullet 26 = \dots + \dots$$

Ondondo 2

Omahala goonomola

Nyola omahala goonomola dhi li pevi.

Oshiholelwa: $45 = 4$ omilongo 5 iihupe

$$\bullet 48 = \dots$$

$$\bullet 55 = \dots$$

$$\bullet 77 = \dots$$

$$\bullet 85 = \dots$$

$$\bullet 62 = \dots$$

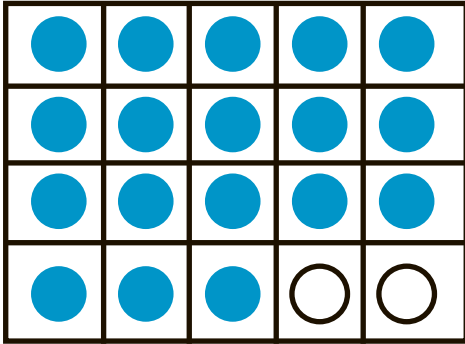
$$\bullet 22 = \dots$$

$$\bullet 24 = \dots$$

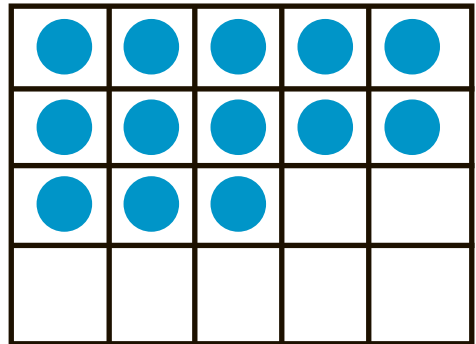
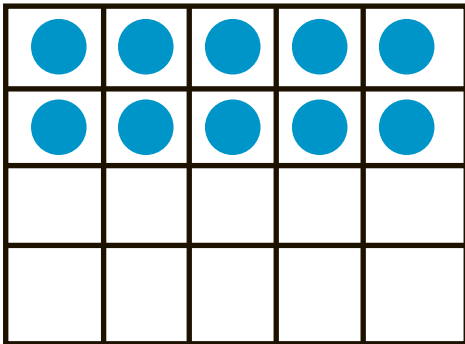
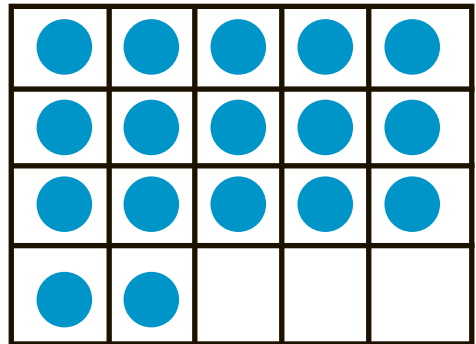
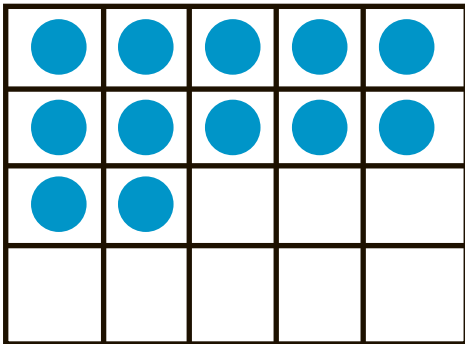
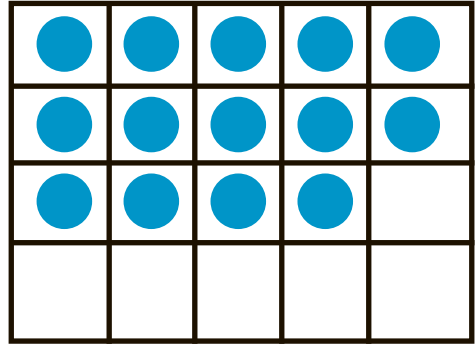
$$\bullet 38 = \dots$$

Ondondo 2

Nyola onomola yuungonga mboka wu udhitha mo opo wu kale
omilongo mbali awuhe kumwe.



2



Okugongela Uuyeleele

Selma okwa pula aalongwa yomondondo ye a tale iilongwa mbyoka yi holike unene posikola. Okwa longitha uuti okudhindhilika iizemo.

Oshilongwa	Yalula
Oomwaalu	### ###
Okulesha	### ### ### //
Okunyola	///
Uunkulungu	### ### ### ###
Omudhingolokolongo	### ### ### ///

1. Aalongwa yangapi ya hogolola Omudhingolokolongo ongo oshiholikelongwa shawo?

2. Aalongwa yangapi yahogolola okulesha shivule okunyola?

3. Aalongwa oyendji oya hogolola okulesha nenge Omudhingolokolongo?

4. Oshilongwa shini po shi holike unene?

Tsakanitha ografta tayi ulike iizemo yiilongwa mbyoka yi holike. Longitha omalwaala ga yoolokathana goshilongwa kehe.

30				
27				
24				
21				
18				
15				
12				
9				
6				
3				
0				
	Oomwaalu	Okulesha	Okunyola	Uunkulungu
				Omudhingolokolongo

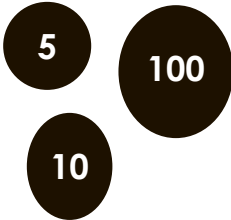



Ondondo 3


1


Omahala goonomola


Yalula kumwe mokapakete kehe. Yalula tango omathele, omilongo, nooyimwe.



Ingapi? 115


Ingapi?


Ingapi?


Ingapi?


Ingapi?


Ingapi?

3 Omathele +4 Omilongo +2 Ooyimwe
Ingapi?

2 Omathele + 3 Omilongo + 6 Ooyimwe
Ingapi?

7 Omathele + 8 Ooyimwe
Ingapi?

Ondondo 3

Okuyalula

1. **Ndjandjukuruna e to gwedhako:** Tsakanitha omiyalu dhokundjandjukuruna e to gwedha oonomola kumwe. Longitha oshiholelwa.

$$\begin{aligned}\text{Oshiholelwa : } 37 + 22 \\ &= 30 + 20 + 9 \\ &= 50 + 9 \\ &= 59\end{aligned}$$

$$75 + 14$$

=

=

=

$$70 + 15$$

=

=

=

$$45 + 23$$

=

=

=

$$66 + 33$$

=

=

=

$$37 + 62$$

=

=

=

2. **Okugwedha mo:** Tsakanitha omiyalu dhokugwedhamo.

$$\begin{array}{r} 35 \\ + 35 \\ \hline \\ \hline \\ \hline \end{array}$$

$$\begin{array}{r} 68 \\ + 22 \\ \hline \\ \hline \\ \hline \end{array}$$

$$\begin{array}{r} 75 \\ + 23 \\ \hline \\ \hline \\ \hline \end{array}$$

$$\begin{array}{r} 24 \\ + 65 \\ \hline \\ \hline \\ \hline \end{array}$$



Modals: Can and May

Fill in the blank spaces with adjectives of the underlined words. Use the pictures to guide you.

The word **can** shows ability.

The word **may** is used to ask permission.

Circle the Modal word (can or may) that best completes each sentence.

Example: Example: (May / Can) I go to the restroom?

1. I (may / can) **finish my work on time.**
2. I **don't know if I** (may / can) **get to the game on time before it starts.**
3. (May / Can) **I get something to eat?**
4. (May / Can) **I sit in the front row of the theatre?**
5. I **think I** (may / can) **win the tennis championship.**
6. **Do you know if you** (may / can) **win the championship?**
7. (May / Can) **I ask you an important question?**
8. (May / Can) **you finish your homework tonight?**

Write your own sentence with the words **can** and **may**:

can:

.....

.....

may:

.....

.....

Grade 2 and Grade 3 level

Simple present tense

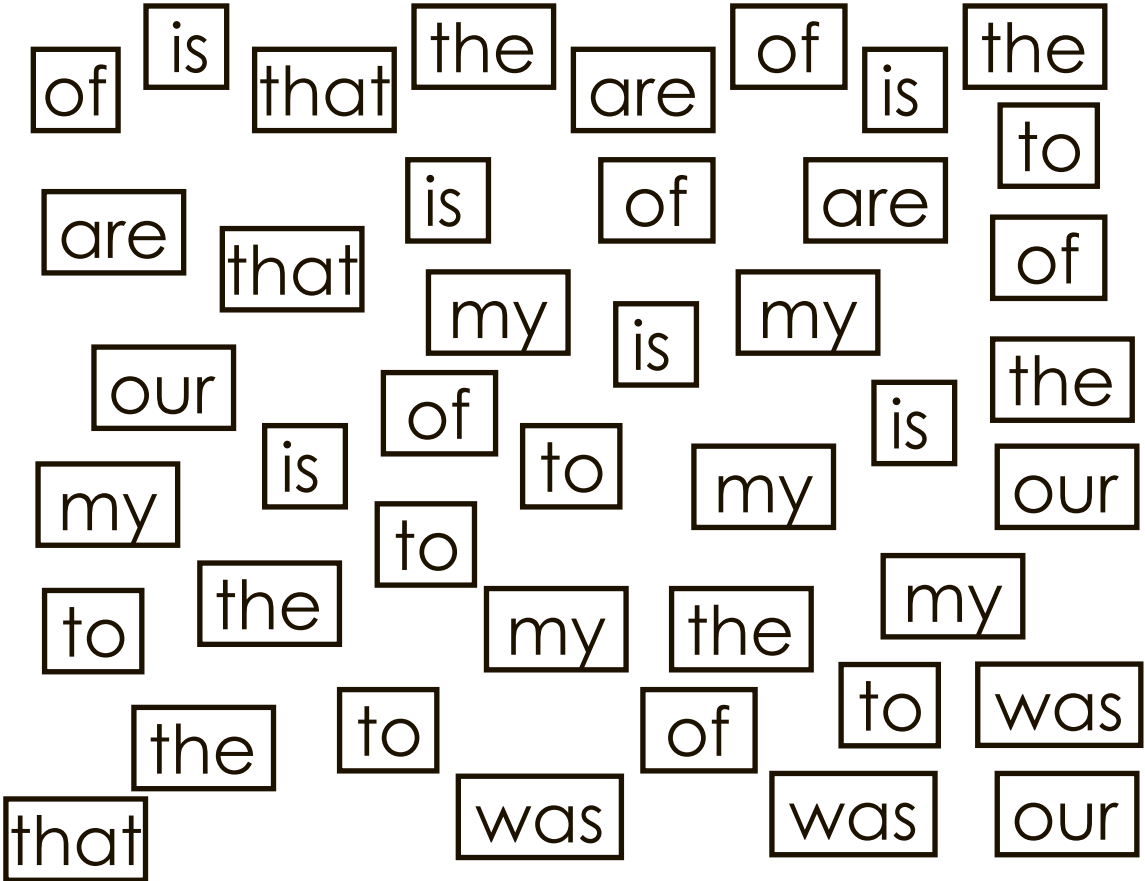
Look at the words in the (bracket) and complete the sentence below in simple present tense

1. My friend me. **(help)**
2. Sam to play chess. **(like)**
3. She how to speak English well. **(know)**
4. The patient medicines on time. **(take)**
5. She her children too much. **(love)**
6. She basketball. **(play)**
7. Queen-Clare very fast. **(talk)**
8. Edwin bananas. **(like)**
9. Nurses in clinics and hospitals. **(work)**
10. Lara in London. **(lives)**



Sight words

Choose a colour for each sight word. Find and colour each one. Then count and write how many you found. Circle the word you found the most of.



How many of each word did you find?

	that
--	------

	our
--	-----

	was
--	-----

	to
--	----

	the
--	-----

	of
--	----

	my
--	----

	is
--	----

	are
--	-----

Iitya ya kwalukehe

okuza

tula

natango



kehe

ngiini

Nyola omatumbulo to longitha iitya ya kwalukehe pombanda.
Longitha oshitya shimwe metumbulo.

1. _____

2. _____

3. _____

4. _____

5. _____

The “dr” Blends

Read the words below and match them with the pictures by writing the number in the correct box.



1. drink

2. dress



3. driver



4. drum



Find your own words with “dr” blend sounds to write sentences.
The first sentence has been done for you.

1. Uno loves to drink cooldrink during breaktime.

2. _____

3. _____

4. _____


Find the words that starts with the “dr” sound and colour them in.

f	b	c	j	d	r	i	n	k	a
e	d	l	x	r	d	r	u	m	s
q	w	d	r	e	s	s	s	k	l
d	d	r	i	v	e	r	r	l	u


Ondondo 2

Tengeneka


Opu na uuntongo ungapi?

	<p>Tengeneka Dhidhilika eyamukulo</p> <div data-bbox="611 505 852 573" style="border: 1px solid black; padding: 5px; text-align: center;">6</div> <div data-bbox="611 596 852 664" style="border: 1px solid black; padding: 5px; text-align: center;">15</div> <div data-bbox="611 687 852 755" style="border: 1px solid black; padding: 5px; text-align: center;">30</div>	<p>omwaalu gwomondjila</p>
---	--	---------------------------------------

Uuntongo ungapi uupepela?

	<p>Tengeneka Dhidhilika eyamukulo</p> <div data-bbox="611 959 852 1026" style="border: 1px solid black; padding: 5px; text-align: center;">20</div> <div data-bbox="611 1050 852 1117" style="border: 1px solid black; padding: 5px; text-align: center;">5</div> <div data-bbox="611 1141 852 1208" style="border: 1px solid black; padding: 5px; text-align: center;">50</div>	<p>omwaalu gwomondjila</p>
--	---	---------------------------------------

Uuntongo ungapi uushunga?

	<p>Tengeneka Dhidhilika eyamukulo</p> <div data-bbox="611 1412 852 1479" style="border: 1px solid black; padding: 5px; text-align: center;">80</div> <div data-bbox="611 1503 852 1570" style="border: 1px solid black; padding: 5px; text-align: center;">20</div> <div data-bbox="611 1594 852 1661" style="border: 1px solid black; padding: 5px; text-align: center;">5</div>	<p>omwaalu gwomondjila</p>
---	--	---------------------------------------

Ondondo 3

Potokonona omikundu dhomwaalu gwokutopola.
Tula mongonga omahwata.

Tengeneka oonomola dhopepepi nomilongo.

1. Ungundu woo 6 ungapi to vulu okuninga noonyothi 36?



6 Ungundu

Okutopola:

$$36 \div 6 = 6$$

2. Ungundu ungapi woo 4 to vulu oku ninga noongonga 16?



..... Ungundu

Okutopola:

3. Ungundu ungapi to vulu okuninga noodiamande dhi li 9?



..... Ungundu

Okutopola:

4. Ungundu ungapi to vulu oku ninga nuumitima 12?



..... Ungundu

Okutopola:

Ondondo 2 nondondo 3

Oonomola dha yelekana noonomola inaadhi yelekana
 Nyola oonomola dhili pevi muukololo tawu opalele.

Oonomola dha yelekana Oonomola inaadhi yelekana

2	13	4	8	9	20	17	12	15	16
35	22	29	3	14	33	30	27	1	6

Ondondo 3

Okumeta moo - cm

1. Nyola uule wopena yekala.
Metitha okatenditho ke li kohi yopena.



2. Longitha okatenditho wu mete uule wiinima wa pewa.



.....cm



.....cm



.....cm

3. Longitha okatenditho wu mete uule wa pewa:

- 3 cm
- 10 cm
- 6 cm
- 1 cm
- 8 cm

Ondodo 2

Yelekanitha uule

Mona iinima 3 mbyoka ile yi vule opena yoye yekala
 niinima i-3 yivulike kopena yoye yekala.
 Nola omadhina giinima pomahala gomondjila.

oshile	oshifupi



Ondondo 3

1. Ndjandjukununa oonomola ndhika:
Oshiholelwa: $47 = 40 + 7$

- $175 =$ _____
- $287 =$ _____
- $353 =$ _____
- $134 =$ _____

2. Okutulakumwe no kukuthamo
Yalula omiyalu tadhi landula:

21 +41 _____ _____ _____	36 +22 _____ _____ _____	70 -31 _____ _____ _____
75 +29 _____ _____ _____	87 -47 _____ _____ _____	91 +38 _____ _____ _____
87 -72 _____ _____ _____	63 +39 _____ _____ _____	66 -43 _____ _____ _____

3. Oompatolona dhoonomola
Nyola oonomola dhalandulako

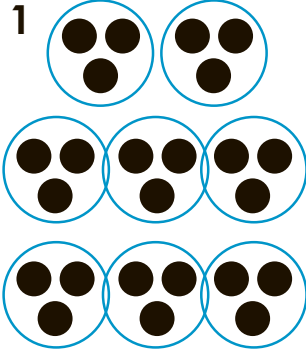
- 25 30 35 40 _____
- 61 63 65 67 _____
- 88 90 92 94 _____
- 44 48 52 56 _____
- 71 73 76 78 81 _____

Ondondo 3

Uungundu

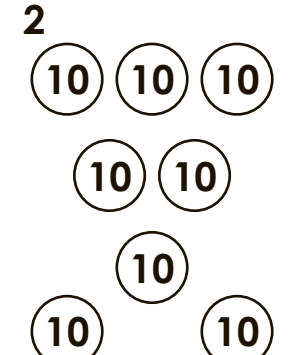
Yalula uungundu e to nyola eyamukulo.

1




8


2




3




4



5



6



Ondondo 2

Okuyalula moo 5

Nyola oonomola dhanukwa po muukololo:

5

15

20

30

35

50

60

70

75

85

100

Ondondo 2 nondondo 3

Ekalata lyoonomola 1-150

[illegible]

Ondondo 2

Lesha okahokololo e to yamukula omapulo.

Okambishi okena egala

Natalia okuna okambishi okanene.

Okambishi okena egala enene.

Okambishi oke li pimate.

Emate enene.

Natalia oku hole egala.

Natalia oku hole emate.

Natalia okuhole okambishi okanene.

Lesha omapulo ge li pevi e to tula omayamukulo moongonga.

1. Natalia
okuna:

- ombwa
- ombuku
- okambishi

2. Openi pena
okambishi?

- metemba
- pe mate
- pombete

3. okambishi ka
Natalia:

- okanene
- okashona
- okatiligane

Uditha iitya kayi po:

Natalia okuna okambishi

Okambishi okenaenene.


..... oke li



Ondondo 2

Uungulu utatu

Tenda omusinda kuza kethano gu uka
kehokololo lyo mondjila



Okangulu oka tungu
egumbo hoondhopi.
Embungu ita li vulu oku
li fudhila po nolya geye.



Okangulu okatungu
egumbo nomanenge.
Embungu olye li
fudhile po.



Embungu olya
kambadhala opo li mone
okangulu.



Okangulu okatungu
egumbo lyiiti embungu
olye li halakanitha po.



Embungu olya londo lya
pitila momunino
golwithi e ta li gwile
mombiga yomeya
omapyu.



Phonics

Word search

cat pat
bad tan
map sat

c	a	n	m
a	m	d	s
t	a	n	a
b	p	a	t

m m p p
a a m a
n t a d
m a d n

man nap
mad mat
pad tad

bag ran
cab crab
nab tap

c	p	a	g
a	r	a	n
b	b	a	a
t	a	p	b



Ondondo 3

Enanenethimbo

1. **Epitathimbo** otali holola oshinima shoka shaningwa nale.
2. **Enanenathimbo** otali holola oshinima shoka tashiningwa paife.
3. **Etegwathimbo** otali holola oshinima shoka tashi kaningwa.

**Nyolulula omatumbulo menanenathimbo, mepitathimbo
nomelegwathimbo.**

Tala kiiholelwa mbika:

1. Okanona oka thikama pomweelo.
2. Okanona oka li ka thikama pomweelo.
3. Okanona otaka ka thikama pomweelo.

1. Paife, omukadhona okwa zala oongaku oontokele.

Ohela

Ongula

2. Ohela okanona okali taka dhana pondje.

Ongula

Paife

3. Ohandi yi kosikola esiku kehe.

Ohela

Ongula

4. Oha nu omiti dhe ongula.

Ohela

Ongula

5. Aakuluntu otaya tala oTV kongulohi.

Ohela

Ongula

Ondondo 2 nonti 3

Omagumbo gopamuthiguluwakalo nomagumbo gopashinanena niitungitho.

Lesha okahokololo. Tenda mo iitya yi na ewindada “ng”
e to yi nyola pevi.

Tse Aawambo nkee tu li po, ohatu lala
moondunda. Egumbo lyetu eholike oli
na ongadjo ya hotekeka.

Oli na eelo lyokupita, noshoto
shokutemwa omulilo, mpoka to adha
tate naamati ya hungila, taa
kundathana oonkundathana
dhoshilumentu.

Kuku, meme naakadhona kelugo,
ohaya tu longekidhile iipalutu
yokolutu. Ohatu thuwa po mondjugo
yetu ombwaanawa.

Aakadhona ohaya tsu iilya iitokele
poshini sha kolongwa nawa nevi.
Aamati ohaya hiki oondjupa
mondunda yoondjupa, e tatu nwine
mo omahini moluyo lomahini tatu ningi
kutha mo ndi kuthe mo, tatu li omahini
goongombe dhatate.





Phonics

Read the story below and identify all the “ai” sounds.

Queen-Clare with the fair hair sits on a chair while she paints her nails and puts on her pair of flat shoes. She has a pain in her leg.

She must go to see her son in the jail. He raided a ship to gain bait and hit a sailor with a chain. She must travel by train, but the ticket must be paid at the main ticket stall.

She moves as slow as a snail sails but calls the porter to aid her at the stairs. He helped her to hold onto the rail. There were clouds in the air and it rained and hailed pails and pails full while she waited. Her aim to see her son was in vain, the train never came.

She went back home as she failed to see her son, now she will mail a letter to him instead.

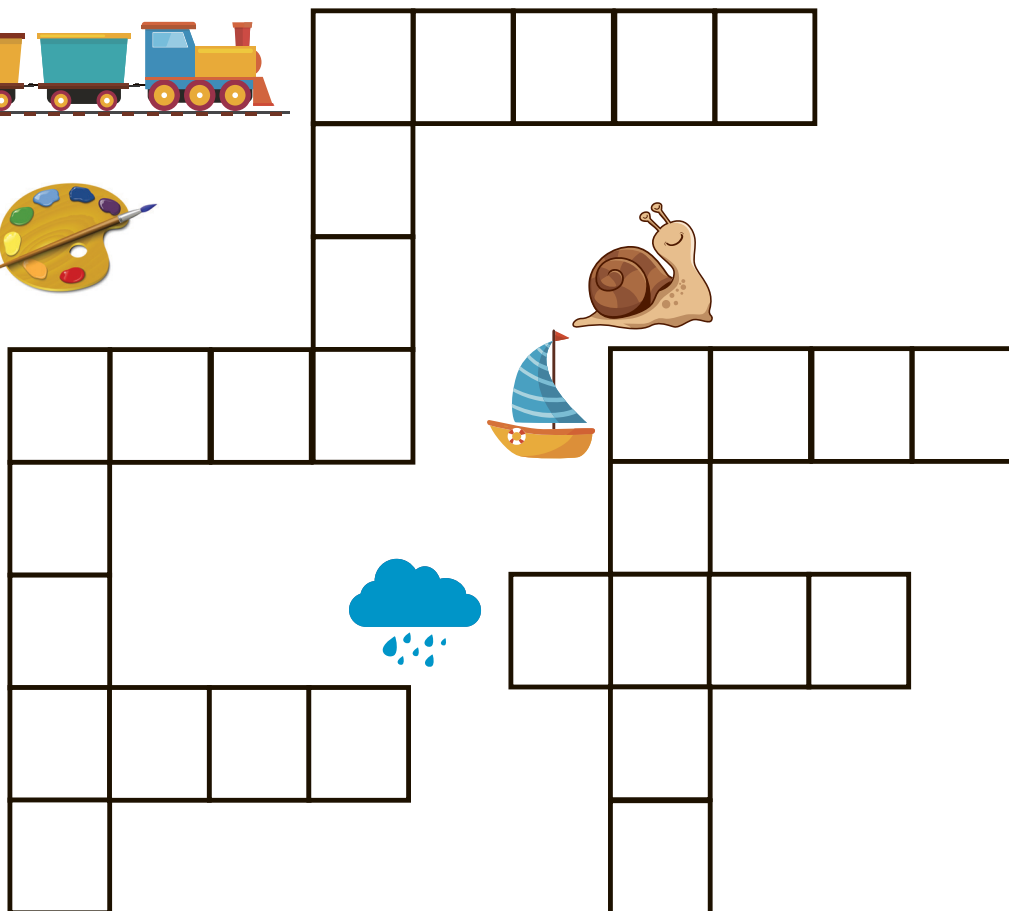
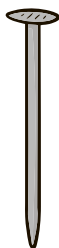
Underline the words seen in the table in the story above

“ai” words (ay-sound)		“ai” words (e-sound)	
laid	snail	said	stairs
hail	frail	hair	air
mail	vain	pair	chair
nail	pain	fair	
paid	drain		

Fill in the “ai” sounds in the following sentences:

1. The girls p_____nt their n_____ls again.
2. We will w_____t for the r_____n to stop.
3. If we do not learn hard we will f_____l.
4. The dog has a long t_____l.
5. You must wear the belt around your w_____st.
6. She doesn't like the pl_____n yogurt.
7. The postman brings the m_____l.
8. Don't be afr_____d of the dark.

Phonics crossword



Word Bank

sail

rain

paint

train


pail

snail


tail

nail

How to teach your child the importance of learning.



Even though schools are closed it is important to still learn by watching online classes, reading and doing schoolwork.



Success begins with education

Parents will be able to visit the website and watch daily videos from a teacher that will teach their children about various topics in the booklet. One can also download the PDF version of the book on the website.

Start learning anywhere - on your smartphone, tablet or desktop computer at home or follow the instructions on each printed page.



ONLINE

Register at zoshy

You can save your favourite lessons and find them easier

How does it work?

Easy peasy steps to follow

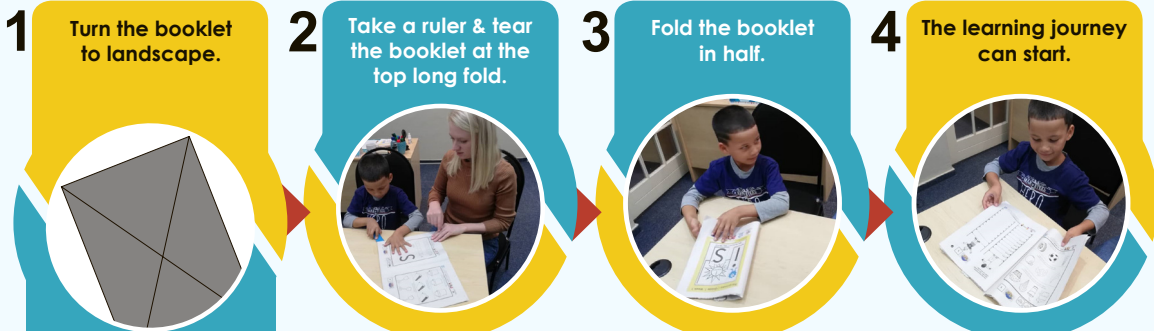
- Step 1:** Find us at www.zoshy.online or scan the QR code
- Step 2:** Find your grade
- Step3:** Choose which book you want to learn out of today
- Step4:** Choose lessons from what lessons there are
- Step5:** Download booklet if you do not have it
- Step 6:** Watch and follow the teacher as she explains what to do in the book
- Step7:** Follow us on Facebook (Zoshy) to never miss a video and join the community



www.zoshy.online

In collaboration with the Ministry of Education, Arts and Culture

PRINT



STEPS
HOW TO TEAR & USE
THE BOOKLET

