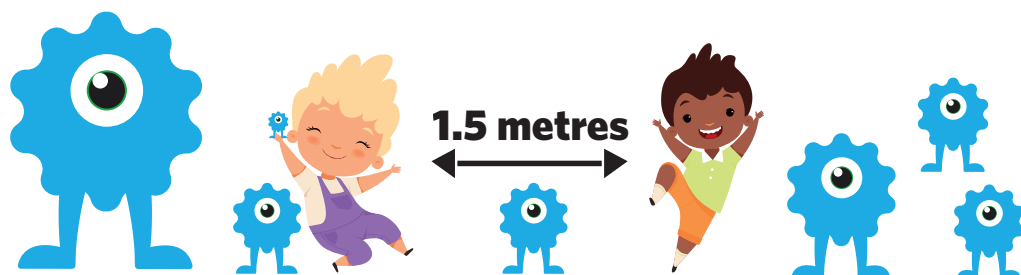


Ondondo 2 / 3: Oshivike 5



Oshikwanyama

Oyeendifo yaaveshe



1

2

3

4

5

Lesson Number

This publication is a collaboration between the Ministry of Education, Arts and Culture and Namibia Media Holdings. This publication is sponsored by the Ministry of Education, Arts and Culture and UNICEF.

Copyright © Ministry of Education, Arts and Culture. All parts of this specific publication cannot be reproduced, stored in a retrieval system or transmitted in any form or by any means, electronic, mechanical, photocopying, recording or otherwise without prior permission of the Ministry of Education, Arts and Culture or the Publisher.


Production by: Namibia Media Holdings

Printing: Newsprint Namibia

Ondondo onhi-2

Valula momilongo

Shanga eenomola da nukwapo momukweyo keshe.



- A. 10 20 40
- B. 20 30 50 70
- C. 20 50 60 80
- D. 40 60 90 100
- E. 40 50 80 90
- F. 10 30 40 70
- G. 30 50 70 80
- H. 30 40 90

Ondondo onhi-3

Yadeka po eemhatolona deenomola

1.

2

4

6

8

--

12

2.

3

5

7

--

--

13

3.

8

11

--

17

20

--

4.

18

15

--

--

6

3

5.

75

72

--

--

63

60

6.

88

77

66

--

--

33

7.

9

13

9

--

9

13

8.

17

18

6

--

18

6



Ondondo onhi-2

Okumbalipika

Yadeka omivalu edi:

• $8+8=$

• $11+11=$

• $0+0=$

• $3+3=$

• $6+6=$

• $12+12=$

• $7+7=$

• $10+10=$

• $5+5=$

• $9+9=$

• $2+2=$

• $3+3=$

• $0+0=$

• $6+6=$

• $8+8=$

• $2+2=$

• $1+1=$

• $12+12=$

• $4+4=$

• $11+11=$

• $7+7=$

• $9+9=$

• $3+3=$

• $2+2=$

• $9+9=$

• $6+6=$

• $11+11=$

• $0+0=$

• $8+8=$

• $10+10=$

• $5+5=$

• $12+12=$

• $7+7=$



Ondondo onhi-2

Omatata

Ninga omatata eenomola edi:

etata lo 24



etata lo 12



etata lo 16



etata lo 22



etata lo 14





etata lo 26



etata lo 18





Ondondo onhi-3

Omadina eenomola

Twifa kumwe eenomola nomadina ado:

Omilongombali 99

Hamano 8

Omulongonambali 17

Omilongonhatu nanhano 10

Hetatu 20

Omulongo naheyali 52

Omulongo omuwoi nomuwoi 35

Omulongo nhano nambali 6

Omulongo 12

Shanga omadina eenomola edi:

31

42

53

64

75

86

97

28

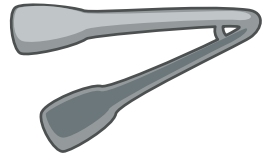
19

100

Ondondo onhi-2

Ouhapu: okutula melandulafano

Tula melandulafano oikwatelwa ei kudja kwaashi shakula fiyo okwaashi shinini. Shanga ashike onomola okudja 1-6.





Okukitakanununa omikundumuvalu

Lesha okahokololo aka ndele to nyamukula omapulo. Ulika oilonga yoye mepulo keshe.

Valula moo x2 no moo x10. Dimbuluka okulongifa eenhelemuvalu.

Okaudano:

Maylin, Nini na Romeo ovali tava dana okaudano kavo.

Omudani ngeenge a findana oha mono oitwo i-5. Omudani ngeenge ina findana oha kanifa oitwo i-3. Ngeenge ovandi ova dana shifike pamwe ohava mono keshe umwe oitwa i-2.

1. Keshe umwe okuna oitwa 20 yoku tamekifa.

Oitwa aishe kumwe ingapi ve na?

2. Mailyn okwa vena po oudano wotete.

Mailyn oku na oitwa ingapi konima youdano wotete?

3. Nini okwa vena po oudano youdano utivali.

Nini oku na oitwa ingapi konima youdano utivali?

(Dimbulukwa u valule oitwa ya Nini oyo a mona moudano wotete).

4. Oudano utitatu oufike pamwe.

Romeo oku na oitwa ingapi konima youdano utitatu?

5. Konima youdano uti-6, Nini okuna oitwa 15, Romeo oku dule

Nini noitwa i 7. Romeo oku na oitwa ingapi?

6. Shanga omatumbulomuvalu ta wapalele omatumbulo aa. Kexulilo

Mailyn okwa findana okaudano noitwa 44. Yo oitwa ya Mailyn oidule

ya Nini lwo-32. Nini okwa dja mo ashike noitwa 12.

Ondondo onhi-3

Omipambulwavalu

$\frac{1}{1}$									
$\frac{1}{2}$					$\frac{1}{2}$				
$\frac{1}{3}$			$\frac{1}{3}$			$\frac{1}{3}$			
$\frac{1}{4}$		$\frac{1}{4}$		$\frac{1}{4}$		$\frac{1}{4}$		$\frac{1}{4}$	
$\frac{1}{5}$		$\frac{1}{5}$		$\frac{1}{5}$		$\frac{1}{5}$		$\frac{1}{5}$	
$\frac{1}{6}$		$\frac{1}{6}$		$\frac{1}{6}$		$\frac{1}{6}$		$\frac{1}{6}$	
$\frac{1}{8}$	$\frac{1}{8}$	$\frac{1}{8}$	$\frac{1}{8}$	$\frac{1}{8}$	$\frac{1}{8}$	$\frac{1}{8}$	$\frac{1}{8}$	$\frac{1}{8}$	$\frac{1}{8}$
$\frac{1}{10}$	$\frac{1}{10}$	$\frac{1}{10}$	$\frac{1}{10}$	$\frac{1}{10}$	$\frac{1}{10}$	$\frac{1}{10}$	$\frac{1}{10}$	$\frac{1}{10}$	$\frac{1}{10}$




Ondondo onhi-3

2

Omipambulwavalu

Mbapeka omipambulwavalu wa pewa.


Mbapeka



$$\frac{1}{4}$$




$$\frac{1}{3}$$



$$\frac{2}{4}$$




$$\frac{2}{3}$$




$$\frac{3}{5}$$


Mbapeka




$$\frac{2}{5}$$




$$\frac{1}{5}$$



$$\frac{3}{4}$$



$$\frac{4}{5}$$


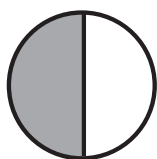


$$\frac{1}{2}$$

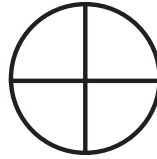

Ondondo onhi-3

Okufaafanifa Omipambulwavalu


Mbambeka omipambulwavalu ndele to longifa
<, > ile = u faafanife




$$\frac{1}{2} > \frac{1}{3}$$





$$\frac{2}{4} \square \frac{3}{4}$$




$$\frac{2}{4} \square \frac{2}{3}$$



$$\frac{2}{4} \square \frac{4}{8}$$



$$\frac{1}{2} \square \frac{2}{4}$$

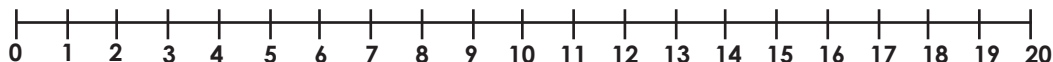


$$\frac{3}{4} \square \frac{4}{5}$$

Ondondo onhi-2

Okuwedamo nokukufamo

Yadeka omivalu edi:



Omufindamuvalu woku/kufamo

Mana omatumbulomuvalu . Longifa omufindamuvalu uku kwafele.

$17 - 2 =$

$19 - 10 =$

$11 - 5 =$

$12 - 6 =$

$14 - 5 =$

$16 - 1 =$

$18 - 4 =$

$20 - 15 =$

$13 - 8 =$

$13 - 3 =$

$19 - 8 =$

$18 - 9 =$

Omufindamuvalu wokuwedamo

Mana omatumbulomuvalu. Longifa omufindamuvalu.

$3 + 17 =$

$14 + 1 =$

$9 + 9 =$

$4 + 13 =$

$17 + 2 =$

$11 + 8 =$

$8 + 5 =$

$17 + 3 =$

$10 + 10 =$

$13 + 1 =$

$18 + 2 =$

$5 + 11 =$

2. Valula

$35 + 24 =$

$53 + 15 =$

$73 - 26 =$

$66 + 24 =$

$35 - 42 =$

$53 - 15 =$

$73 + 26 =$

$66 - 24 =$

$20 - 15 =$

Ondondo onhi-2

Okuongela ougelele

Lesha okahokololo aka

Edina lange aame Djudja. Eli ehokololo lange. Mefudo mokulombo kwa djako, fimbo kwali hatu enda enda mo Namibia nobesha, onda hanga eetuwa 7 peindandjila pokati ka venduka nOkahandja. Eshi twa fika kodoolopa yokomung-hulofuta kOmbaye, onda mona eembautu 3 dili petuliloshikepa needila 2 tadi tuka pombada. Eshi efudo la pwako onda kufa eshina lokolutenda ndi shune kOvenduka.

Faneka ografa yoye mwene to longifa ouyelele wa dja mokahokololo

Oshiholelwa. ografa yomifinda | / ografa yo

Edina lografa





Ondondo onhi-2

2

Okutungapo omilongo (1-20)

Yadeka omivalu edi. Ninga omi-10 u wede mo.

$$4 + 9 = 13$$

6 3

$$10 + 3 = 13$$

$$8 + 6 = 14$$

2 4

$$10 + 4 = 14$$

$$9 + 3 = 12$$

1 2

$$10 + 2 = 12$$

$$9 + 7 = \square$$

○ ○

$$\underline{\quad} + \underline{\quad} = \underline{\quad}$$

$$5 + 8 = \square$$

○ ○

$$\underline{\quad} + \underline{\quad} = \underline{\quad}$$

$$2 + 9 = \square$$

○ ○

$$\underline{\quad} + \underline{\quad} = \underline{\quad}$$

$$8 + 4 = \square$$

○ ○

$$\underline{\quad} + \underline{\quad} = \underline{\quad}$$

$$3 + 8 = \square$$

○ ○

$$\underline{\quad} + \underline{\quad} = \underline{\quad}$$

$$7 + 7 = \square$$

○ ○

$$\underline{\quad} + \underline{\quad} = \underline{\quad}$$

$$9 + 6 = \square$$

○ ○

$$\underline{\quad} + \underline{\quad} = \underline{\quad}$$

$$7 + 4 = \square$$

○ ○

$$\underline{\quad} + \underline{\quad} = \underline{\quad}$$

$$6 + 8 = \square$$

○ ○

$$\underline{\quad} + \underline{\quad} = \underline{\quad}$$

Ondondo onhi-2

Oityalonga

Yadeka oityalonga ili mokakololo pedu
momatumbulo

pange

nghishi

tameke

diladila

okuna

pula

teta

ende

Buruha Ounamwenyo vahapu.

Edwina oha okulotoka po 6 yongula


Nancy okwa etamo a tule komboloto.

Ame efimbo eli teya nena.

Tate Felisiano okwa oshendja yeeN\$5.00

Gregory oha eekilometa 6 ngeenge tai

kofikola.



The 'ow' sound

Write the word that completes each sentence.

blow

how

show

down

know

tow

growl

plow

town

Did you hear the coach the whistle.

The circus stopped at the small

A truck pulled our car to the station.

..... do you get to your house?

The boy could not climb from the tree.

The dancers put on a great !

Did that big dog at you?

The farmer must his wheat field.

Complete the 'ow' sound words.

bow

cow

n_____

v_____

en_____

cl_____

down

t_____

p_____r

t_____er

v_____el

f_____l

cr_____d

br_____

h_____

r_____

all_____

br_____n

cr_____n

dr_____n

fl_____er

sh_____er

t_____el

_____l

gr_____l

p_____der



Ondondo onh-2 & Ondondo onh-3

3

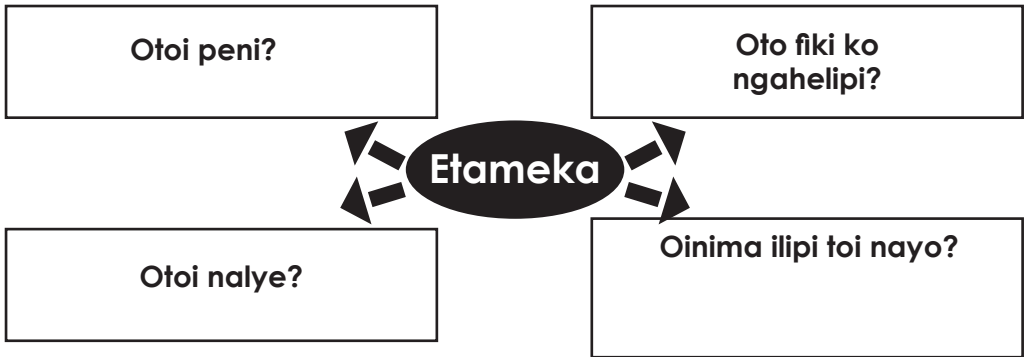
Okushanga nounghulungu

Longifa oiholetwa wa pewa u shange okahokololo koye mwene kolweendo lokosafari

Ondodo onhi-2 (5 - 10) Omatumbulo/Ondodo onhi-3 (10 – 20 omatumbulo)

Ehokololo liwa ohali tameke netwalemo, olutu nexulifwo. Shanga okahokololo. Oshipalanyole shoye: Olweendo lokoSafari. KoSafari ovanhu ohava longifa eetuwa domaulu anhe, ngashi eeJeep. Oyeendifo ei oiwa unene tu oku pita mefulu nomeepate odo inadi longwa nawa.

Fimbo ino tameka okahokololo kokye, owa pumbwa okudiladila nawa. Ei oihopaenenwa yoku ku kwafela u diladile nawa.



Olweendo lokoSafari

Ondondo onhi-3

Oitya yasha

Yadeka ooita tai landula momatumbulo

ku

wange

findana

shi

nai

diladila

etela

lumwe

Ohatu ka etanga lokeemhadi.

Okwali ndi udite eshi a ya.

Owu omumwamemekadona?

Oto dulu oku nge omeva?

Ohandi dengele mongula

Okaudano oto ka dana ashike

Oto dulu mOmuvalu?

Onda hala meme

Revision: Capital letters and Full stops

These sentences have got muddled up.

Write them out again. Make sure your sentences start with a capital letter and ends with a full stop.

butterfly The sat flower. the on

1

used rain. my umbrella the I in

2

rabbit carrot. ate crunchy The the

3

school. wrote I story at long a

4

played sand. children The in the

5

said girls favourite All the their colour red. was

6



Making more than one: Two

Directions: To make a noun plural, more than one, sometimes you add s or es. If the word ends in y. Sometimes you have to change the y to i and add es. Read the words below.

Write the plural form of each word by adding s or es.

1. present

1.

.....

2. party

2.

.....

3. dress

3.

.....

4. hat

4.

.....

5. balloon

5.

.....

6. brush

6.

.....

7. paint

7.

.....

8. candy

8.

.....

9. lunch

9.

.....

10. pony

10.

.....

Circle the proper spelling of each plural word.

laydyes

ladies


ranchies

ranches

giftes

gifts





Finding the plural nouns.

Read each sentence. Draw a box around each plural noun.

Plural nouns may be regular or irregular. There may be more than one plural noun per sentence.

1. Her pencils were all missing.
2. The boy jumped across the rocks.
3. The children ran across the playground.
4. The lizards slithered across the rocks in the tank.
5. My computer plays movies often.
6. She spilled the sauces when she dropped the tray.
7. His dog barked all night long.
8. The sheep wondered around the fields.
9. Her juice was made with many different fruits.
10. The horses galloped around the corrals.

Phonics

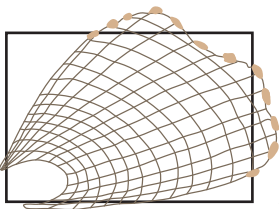
Choose and write the matching letters from the letters given below.




.....



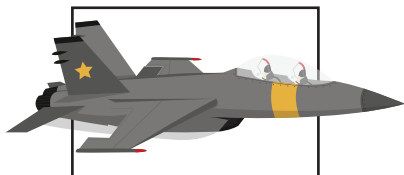
.....



.....



.....



.....

et

et

et

et

et

Replace the beginning sound to form a new word.

.....

.....

.....

.....

.....


j

v

w

p

n



English Lesson
Grade 3 level

4

25

Practice

Fill in the blanks with **much** or **many**.

1. How books did you buy?
2. How water is there?
3. students were absent.
4. There's not been rain this week.
5. He spent money gambling.
6. She has collected coins.
7. There are pages in our textbook.
8. He showed bravery in front of the crowd.
9. You can view scenes while traveling on the bus.
10. I have bought sheep from the nearby village.






Sight words

Read and circle the sight words from the word search below.

1. but	3. on	5. our	7. that	9. she
2. they	4. at	6. was	8. he	10. be

b	u	t	u	t
a	s	h	e	h
i	h	e	a	a
e	e	y	t	t
o	u	r	h	m
p	n	w	a	s
w	h	b	e	d



English Lesson

Grade 3 level

5

27

Transportation

Find and circle the transportation words.
Look for the words both horizontally ➡ and vertically ↓



w	f	g	b	i	k	e	t	u	d	h	a	y
n	r	t	r	a	i	n	r	j	e	c	a	r
v	y	h	o	v	m	i	u	b	n	q	k	o
t	m	b	y	i	y	u	c	e	z	m	b	c
a	b	z	h	t	j	c	k	i	o	h	p	k
x	e	r	i	p	i	i	s	h	i	p	b	e
i	u	p	v	f	u	f	g	z	f	m	o	t
s	u	b	m	a	r	i	n	e	t	j	a	k
n	w	x	d	v	b	m	f	v	c	m	t	w
p	v	y	z	m	o	u	e	e	t	p	w	r
a	i	r	p	l	a	n	e	b	m	b	u	s
z	c	i	h	e	l	i	c	o	p	t	e	r
c	z	f	b	x	l	t	s	c	y	x	i	w

Okulesha neudeko

Lesha okahokololo ndee to nyamukula omapulo

Oinima oyo hai ende kedu



Oku na oinima ihapu oyo hai i kedu. Ohatu longifa oyeendifo yokedu i tu kwafele momikalo dihapu. Ohatu dulu oku longifa otuwa, obesha i tu twale kofikola. Omashina okolutenda nomaloli ohaa longifwaa oku humbata eendongelwa okudja keenhele neenhele. O Ambulasha ile kadima mundilo ohai longifwa ngeenge pena oshinima shomeendelelo. Omaloli okufa nomaloli okutilashi ohaa longifwa ponhele ta pu tungwa.



1. Kofikola oho i ko ngahelipi efiku keshe?

2. Shanga omadina avali oyeendifo oyo hai longifwa okuhumbata eendongelwa.

a.)

b.)

OAmbulasha ile kadima mudilo oha longifwa naini?

4. Omaloli okufula edu nomaloli okutilashi ohaa longifwa peni?.



Ondondo onhi-3

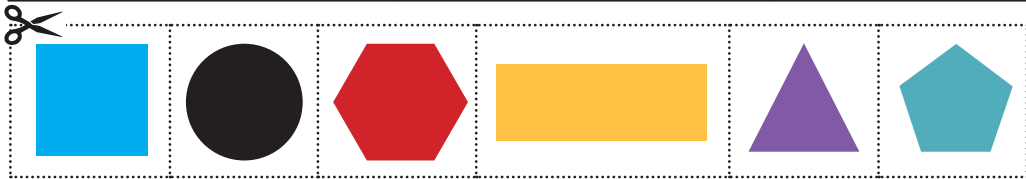
Tengeneka edina lange - Omalupe eembinga mbali 2

Lesha omaukwatya olupe.

Edina lolupe lilipi la tongomonwa? Shanga omadina omalupe ndee to tete olupe lomondjilau li nateke ponhele yalo.



Ongonga Ohukenhatu Opentagona Ombine Ohexagona Olee

Oukwatya wolupe	Edina lolupe	Olupe
Ondi na eembinga 4 da ukilila. Eembinga dange adishe odi fike pamwe		
Ondi na eembinga 3 da ukilila. Eembinga dange kadina oule ufike pamwe alushe		
Ondi na ombinga imwe ya tonya oyo ya dingonokanga nge ya ninga ongonga		
Ondi na eembinga 4 da ukilila. Eembinga 2 dange odile. Eembinga 2 dange odixupi.		
Ondi na eembinga 5 da ukilila. Edina lange ola tameka na “ P ”		
Ondi na eembinga 6 da ukilila. Edina lange ola tameka na “ H ”		




How to teach your child the importance staying active.

Play with family members, stay 1.5m away to practice social distancing.



Stay active and eat healthy so that your body can stay strong.



Success begins with education

Parents will be able to visit the website and watch daily videos from a teacher that will teach their children about various topics in the booklet. One can also download the PDF version of the book on the website.

Start learning anywhere - on your smartphone, tablet or desktop computer at home or follow the instructions on each printed page.



ONLINE

How does it work?

Register at zoshy

You can save your favourite lessons and find them easier

Easy peasy steps to follow

- Step 1:** Find us at www.zoshy.online or scan the QR code
- Step 2:** Find your grade
- Step3:** Choose which book you want to learn out of today
- Step4:** Choose lessons from what lessons there are
- Step5:** Download booklet if you do not have it
- Step 6:** Watch and follow the teacher as she explains what to do in the book
- Step7:** Follow us on Facebook (Zoshy) to never miss a video and join the community



www.zoshy.online

In collaboration with the Ministry of Education, Arts and Culture

PRINT

1

Turn the booklet to landscape.

2

Take a ruler & tear the booklet at the top long fold.

3

Fold the booklet in half.

4

The learning journey can start.



STEPS
HOW TO TEAR & USE
THE BOOKLET



unicef
for every child

