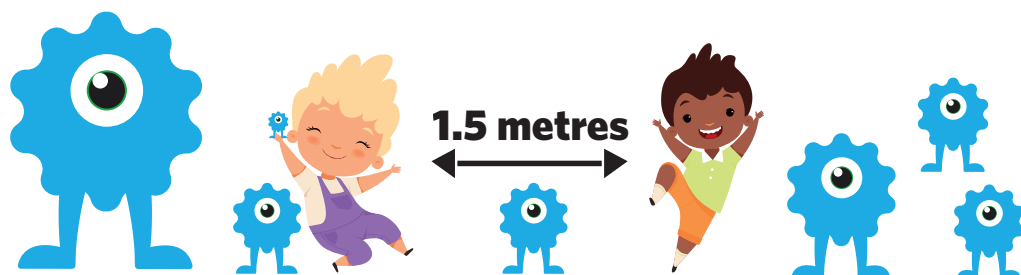


Ondondo 2 / 3: Oshiwike 7

Oshindonga



Oongeshefa dhomomudhingoloko / Omayithano



Lesson Number

This publication is a collaboration between the Ministry of Education, Arts and Culture and Namibia Media Holdings. This publication is sponsored by the Ministry of Education, Arts and Culture and UNICEF.

Copyright © Ministry of Education, Arts and Culture. All parts of this specific publication cannot be reproduced, stored in a retrieval system or transmitted in any form or by any means, electronic, mechanical, photocopying, recording or otherwise without prior permission of the Ministry of Education, Arts and Culture or the Publisher.

Production by: Namibia Media Holdings

Printing: Newsprint Namibia

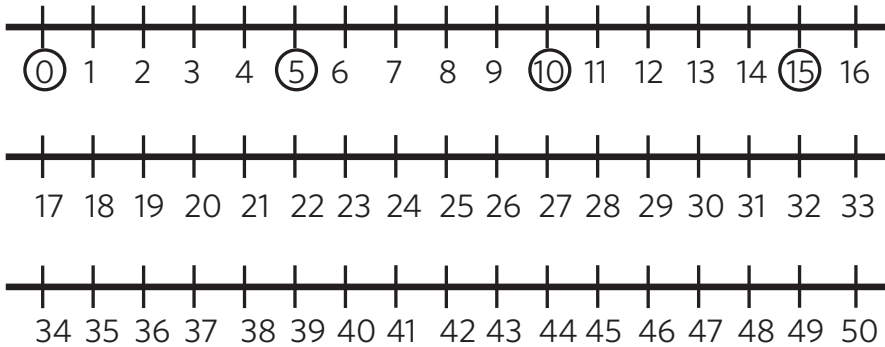
Yalula to nuka po

Longitha omusindamwaalu wu yalule
to nuka po moo-2.

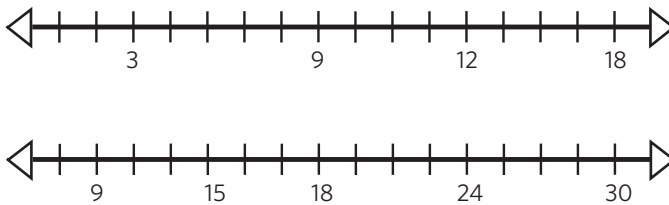
Tula mongonga oonomola ndhoka wa longitha
sho wa yalula moo-2



Longitha omusindamwaalu wu yalule to nuka moo-5.
Tula mongonga onomola ndjoka wa longitha sho wa
yalula moontano (x5)



Yalula to nuka moo-3 , wu udhithe omusindamwaalu.



Tsakanitha omusindamwaalu to yalula momilongo.



Oku heditha popepi

Okatewokokuhedhitha pomilongo dhopepepi

Konga ehala lyoye.

Tala puushiinda.

Ntano nenge yivule po, gwedha ko yimwe.

Oonomola adhihe dhi li komeho otadhi kala

ngaashi dhi li.

Oonomola adhihe dhi li konima, hola edihna lyoye.

Oshiholelwa:

Hedhitha pomilongo dhopepepi:

63 → 60

65 → 70

524 → 520

528 → 530

Oshiholelwa:

Hedhitha pomathele gopepepi:

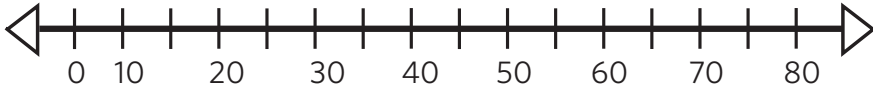
435 → 400

462 → 500

7328 → 7300

7356 → 7400

Hedhitha oonomola pomahala gomilongo:



12 - -> 10

66 - -> 70

Hedhitha pomilongo dhopepepi:

1. 82=_____

2. 84=_____

3. 92=_____

4. 51=_____

5. 13=_____

6. 70=_____

7. 66=_____

8. 97=_____

9. 87=_____

10. 29=_____

11. 71=_____

12. 78=_____

13. 28=_____

14. 36=_____

15. 57=_____

16. 24=_____

17. 47=_____

18. 20=_____

19. 53=_____

20. 95=_____

21. 41=_____

limaliwa: Yalula omiyalu dhiimaliwa

Dhimbulukwa omahalamwaalu



a. + + +

= N\$ _____



b. + + +

= N\$ _____



c. + + +

= N\$ _____



d. + + +

= N\$ _____



+



= N\$ _____

f. +



= N\$ _____

Ndjandjukuruna iimaliwa

Owu na okulongitha iimaliwa iikukutu niimaliwa yomafo yini opo wu lande iinima mbyoka wu wete momathano?



N\$46.00




N\$26.00



N\$35.00



N\$50.00



N\$46.00



Lundulula iimaliwa mbika moosenda

- a) N\$ 2.55= _____ b) N\$4.05= _____
c) N\$4.80= _____ d) N\$ 3.75= _____

Lundulula iimaliwa mbika moodola dha Namibia

- a) 245c = _____ b) 475c= _____
c) 500c= _____ d) 350c= _____

Omikundu dho mwaalu: limaliwa

Kitakununa omatumbulo mwaalu.

Oshiholelwa:

1. Gregory oha pewa N\$5 kehe moshiwike. Ota kala e na iimaliwa ingapi konima yiiwike 6?

$$N\$5 + N\$5 + N\$5 + N\$5 + N\$5 + N\$5 = N\$30$$

2. Kevin okwa landa omatangara goo N\$10 petala lyotango, omatangara goo N\$20 petala etiyali nomatangara go N\$5 petala etitatu. Kevin okwa longitha iimaliwa ingapi ayihe kumwe?

3. Mauritania oha pewa N\$20 kehulilo lyomwedhi kehe muule woomwedhi 12. Mauritania okuna iimaliwa ingapi kumwe konima yomuvo gumwe?

4. Elfrieda okuna oshikunino she. Moshikunino she okwa landitha mo uunayilona 2 wuunawandesha koo N\$20, uunayilona 2 womakunde koo N\$10 nomboga koo N\$5. Elfrieda okwa mono mo iimaliwa ingapi ayihe kumwe?

5. Marlin oha nyola nokulanditha uumbo we. Okwa landitha uumbo 3 koo N\$10 kehe kamwe. Okwa mono mo iimaliwa ingapi?

6. Elfrieda and Marlin oya hala okugongela nokupungula iimaliwa yawo. Ota ya pungulu iimaliwa ingapi ayihe kumwe?

Okugongela omauyelele

Yamukula omapulo taga landula:

Oshiholelwa:

N\$100	X						
N\$90	X					X	
N\$80	X					X	X
N\$70	X	X				X	X
N\$60	X	X				X	X
N\$50	X	X			X	X	X
N\$40	X	X			X	X	X
N\$30	X	X	X	X	X	X	X
N\$20	X	X	X	X	X	X	X
N\$10	X	X	X	X	X	X	X
	Tate	Meme	Ben	Susan	Ted	Kuku	Kuku gomukulu-kadhi

Meme naTate oye na iimaliwa ingapi ayihe kumwe?

Uunona wawo owu na iimaliwa ingapi ayihe kumwe?

Olye e na iimaliwa yi vule yamukwawo, oKuku nenge oKuku gomukulukadhi?

Kuku gomukulukadhi okwa pumbwa iimaliwa ingapi opo a kale e na iimaliwa yi thike pu ya Kuku?

Olye e na iimaliwa yi vule yaayehe? _____

Olye e na iimaliwa iishona ku yaayehe? _____



1. Tula kumwe mbala mbala. Tala kompatolona.

$60 + 50 = \dots \quad 50 + 3 = \dots \quad 9 + 60 = \dots \quad 20 + 4 = \dots$

$20 + 5 = \dots \quad 1 + 10 = \dots \quad 40 + 4 = \dots \quad 2 + 90 = \dots$

2. Ookuume yo-10.

Oshiholelwa:

$$\begin{array}{c} 8 + 7 = 10 + 5 = 15 \\ \swarrow \searrow \\ 2 \quad 5 \end{array} \quad \begin{array}{c} 3 + 9 = 10 + \underline{\quad} = \underline{\quad} \\ \swarrow \searrow \\ \underline{\quad} \quad \underline{\quad} \end{array}$$

$$\begin{array}{c} 7 + 6 = 10 + \underline{\quad} = \underline{\quad} \\ \swarrow \searrow \\ \underline{\quad} \quad \underline{\quad} \end{array}$$

$$\begin{array}{c} 9 + 2 = 10 + \underline{\quad} = \underline{\quad} \\ \swarrow \searrow \\ \underline{\quad} \quad \underline{\quad} \end{array}$$

$$\begin{array}{c} 5 + 7 = 10 + \underline{\quad} = \underline{\quad} \\ \swarrow \searrow \\ \underline{\quad} \quad \underline{\quad} \end{array}$$

$$\begin{array}{c} 6 + 9 = 10 + \underline{\quad} = \underline{\quad} \\ \swarrow \searrow \\ \underline{\quad} \quad \underline{\quad} \end{array}$$

3. Okuyelekanitha: Oyini yi vule? Oyi vule nangapi? Kutha mo!

0 1 2 3 4 5 6 7 8 9 10 11 12 13 14 15 16 17 18 19 20

Oshiholelwa:
5 nenge 7 ?
7 oyi vule 2 na
5

8 nenge 3 ?
___ oyi vule ___
na___

2 nenge 9 ?
___ oyi vule ___na

5 nenge 6 ?
___ oyi vule ___
na___

Omikalo 11 goku tunga po 10

Hogolola moonomola dhomuukololo pevi wu tule momiyalu tadhi landula opo dhi tunge po 10.

+ = 10

+ = 10

+ = 10

+ = 10

+ = 10

+ = 10

+ = 10

+ = 10

+ = 10

+ = 10

+ = 10

+ = 10

0	1	2	3	4	5	6	7	8	9	10
0	1	2	3	4	5	6	7	8	9	10

Ondjundo

2

Oohalama:
Oongwiya mbali odha viha ohalama yimwe



1 kg = 1000g




$\frac{1}{2}$ kg = 500g



$\frac{1}{4}$ kg = 250g

1. Kehe shimwe tashi landula ohashi viha moohalama nenge omookilohalama?



2. Tala kiinima tayi landula pevi. Kehe shimwe tashi landula otashi vihi ngiini?



Idheula iimpungu yomwaalu:

Mbali

$$\begin{array}{l} 1 \times 2 = 2 \\ 2 \times 2 = 4 \\ 3 \times 2 = 6 \\ 4 \times 2 = 8 \\ 5 \times 2 = 10 \\ 6 \times 2 = 12 \\ 7 \times 2 = 14 \\ 8 \times 2 = 16 \\ 9 \times 2 = 18 \\ 10 \times 2 = 20 \end{array}$$

Ndatu

$$\begin{array}{l} 1 \times 3 = 3 \\ 2 \times 3 = 6 \\ 3 \times 3 = 9 \\ 4 \times 3 = 12 \\ 5 \times 3 = 15 \\ 6 \times 3 = 18 \\ 7 \times 3 = 21 \\ 8 \times 3 = 24 \\ 9 \times 3 = 27 \\ 10 \times 3 = 30 \end{array}$$

Ntano

$$\begin{array}{l} 1 \times 5 = 5 \\ 2 \times 5 = 10 \\ 3 \times 5 = 15 \\ 4 \times 5 = 20 \\ 5 \times 5 = 25 \\ 6 \times 5 = 30 \\ 7 \times 5 = 35 \\ 8 \times 5 = 40 \\ 9 \times 5 = 45 \\ 10 \times 5 = 50 \end{array}$$

Omulongo

$$\begin{array}{l} 1 \times 10 = 10 \\ 2 \times 10 = 20 \\ 3 \times 10 = 30 \\ 4 \times 10 = 40 \\ 5 \times 10 = 50 \\ 6 \times 10 = 60 \\ 7 \times 10 = 70 \\ 8 \times 10 = 80 \\ 9 \times 10 = 90 \\ 10 \times 10 = 100 \end{array}$$



Okwiindjpaleka nomulongo (10)

- | | |
|---------------------------------------|---|
| 1) $10 \times 5 = \underline{\quad}$ | 16) $\underline{\quad} \times 10 = 70$ |
| 2) $2 \times 10 = \underline{\quad}$ | 17) $\underline{\quad} \times 10 = 0$ |
| 3) $4 \times 10 = \underline{\quad}$ | 18) $10 \times \underline{\quad} = 40$ |
| 4) $7 \times 10 = \underline{\quad}$ | 19) $10 \times \underline{\quad} = 80$ |
| 5) $10 \times 1 = \underline{\quad}$ | 20) $\underline{\quad} \times 10 = 30$ |
| 6) $8 \times 10 = \underline{\quad}$ | 21) $\underline{\quad} \times 10 = 60$ |
| 7) $10 \times 6 = \underline{\quad}$ | 22) $10 \times \underline{\quad} = 20$ |
| 8) $10 \times 10 = \underline{\quad}$ | 23) $10 \times \underline{\quad} = 50$ |
| 9) $9 \times 10 = \underline{\quad}$ | 24) $\underline{\quad} \times 10 = 100$ |
| 10) $10 \times 3 = \underline{\quad}$ | 25) $\underline{\quad} \times 10 = 90$ |
| 11) $10 \times 7 = \underline{\quad}$ | 26) $10 \times \underline{\quad} = 70$ |
| 12) $6 \times 10 = \underline{\quad}$ | 27) $\underline{\quad} \times 10 = 10$ |
| 13) $5 \times 10 = \underline{\quad}$ | 28) $10 \times \underline{\quad} = 60$ |
| 14) $10 \times 8 = \underline{\quad}$ | 29) $\underline{\quad} \times 10 = 80$ |
| 15) $10 \times 2 = \underline{\quad}$ | 30) $10 \times \underline{\quad} = 90$ |

Grammar: Modal words

Subject	Modal verb	Main verb	Complement
I	must	go	to sleep
We	can	drink	some water
They	should	eat	some food
You	may	do	some exercise

Use the structure provided below and build your own sentences with:
Example: I **can** do some exercise.

can	may	must
-----	-----	------

a. _____

b. _____

c. _____

has, have, had

Fill in the blanks with has, have or had.

1. Mary a book.
2. A rabbit..... long ears.
3. Shiv.....a new bicycle.
4. Theybreakfast at 6:30 this morning.
5. Rohan..... six pencils.
6. I..... many friends.
7. We..... a big house when I was a kid.
8. Grandma.....a pet rabbit.
9. Bonny.....finished her project work.
10. Do you.....a balloon.
11. This hen.....red wings.
12. Sam.....fun at the party last Sunday.

1. Esipelo lyiitya

Lesha e to sipele (nyola) iityaya gandjwa pevi:

1. iimaliwa
2. okulanda
3. omulongo
4. omilongombali
5. ntano
6. odola
7. iikulya
8. ositola
9. nwa
10. omboloto

2. Revise: Possessive pronouns

Complete the following sentences.

1. This is our house. The house is _____.
2. This is her pencil. The pencil is _____.
3. It is Ben's car. The car is _____.
4. It is their food. The food is _____.
5. It is my booklet. The booklet is _____.

Possessive pronouns

Circle the possessive pronouns:

my your you its our her him his
your their there whose you

Complete each sentence with a possessive pronoun.

1. This room belongs to my sisters. This room is **theirs**.
2. Those glasses belongs to you. Those glasses are.....
3. These books belong to Bruce. Those books are.....
4. Two of these dollars belong to me. Two of these dollars are.....
5. This is our School. The School is.....
6. I saw the dog that belongs to you. The dog is.....
7. The coat that belongs to me is warm. The coat is.....
8. Tim's brother is five years old.....brother is five years old.
9. Dad is driving the care that belongs to us. The car is.....

Consonants blends 'gr' and 'gl'

grass



graduate



green



glue



glad



glasses



Complete the words by filling in the 'gl' or 'gr' sound.

___ ill



___ ass



___ apes



___ oves



Clap/count: syllables

Write the number of syllables you hear for each word.

celery	<hr/> syllables	exact	<hr/> syllables
car	<hr/> syllables	cent	<hr/> syllables
ace	<hr/> syllables	voice	<hr/> syllables
mice	<hr/> syllables	race	<hr/> syllables
cute	<hr/> syllables	city	<hr/> syllables
cupcake	<hr/> syllables	camera	<hr/> syllables
octagon	<hr/> syllables	cold	<hr/> syllables
centipede	<hr/> syllables	circle	<hr/> syllables



Uuntokotya

Uuntokotya owo oshitopolwa shoshitya. Aluhe owu na uuitumbuli mu wo.Okantokotya oko wo edhengo.

Tula iitya muuntoko



ndohotola.....



omulongi.....



omuhingindhila

.....



omulandithi
gwoongala.....



omupotokonomi.....



omupolisi

.....



omupangeli.....



omupandi gwomafufu.....



omunafaalama

.....



omuteleki.....

Esipelo lyiitya

Nyola esipelo lyoshitya kehe lwaali

1. pingakanitha _____
2. omadhiladhilo _____
3. ondjembo _____
4. oonkondo _____
5. halakanitha _____
6. tsipuka _____
7. okatayilonga _____
8. olweendo _____
9. epandaanda _____
10. oshinano _____
11. oshishona _____
12. ethele _____
13. uuzilo _____
14. nola _____
15. pwaanasha _____
16. uuwindji _____

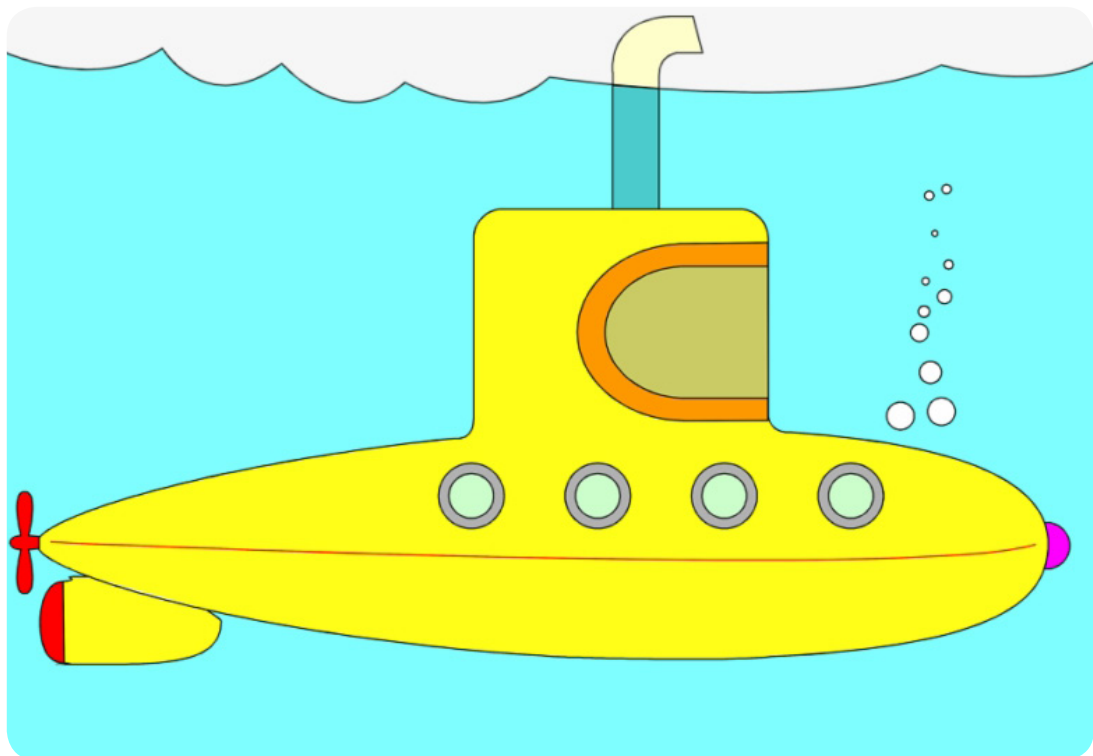
Explore (u)

Read the rhyme about: **A Sub in the Tub**

Bub is in the tub. Bub has a sub in the tub. The sub will get wet in the tub. Bub can dip the sub in the tub. The sub will bob in the tub. The sub can go in the tub. It is fun to get a sub in the tub.


Choose and fill in the missing words.

1. Bub is in a
pen / net / tub
2. Bub has a in the tub.
sub / jug / bug
3. A sub in the tub is.....
bad / fun / a job



Short 'u'

Write repetition of initial sound to build meaningful words.
Spin the spinner. Add the sound to make a real word. Then read the words.



s _____

n _____

h _____

m _____

p _____

r _____

b _____

f _____

t _____

c _____

Homophones

Some words sound the same, mean different things and are spelt differently.

You need to practice to make sure you use the right one in your writing.

Common Homophones

allowed—aloud	know—no	coarse—course
ate—eight	lead—led	dear—deer
bare—bear	made—maid	flour—flower
be—bee	none—nun	hear—here
blew—blue	one—won	hole—whole
board—bored	pail—pale	hour—our
brake—break	peace—piece	sea—see
buy—by—bye	peak—peek	sole—soul
cereal—serial	plain—plane	son—sun

Read the sentences and fill in the correct word.

1. I saw a on the flower.
2. The windthe leaves.
3. I willmy friend at the game.
4. He will play thein the second play.
5. What did you.....at the store?
6. It would be nice to have In the world.
7. It will be aday today.
8. You should never.....to your parents.
9. Do you like to eat.....?
10. I havethat movie before.

be/bee
blue/blew
meat/meet
role/roll
buy/bye/by
piece/peace
fare/fair
lye/lie
beats/beets
scene/seen

Digraphs

Read and find the words with the sounds indicated below within the reading comprehension about **Estelle's Trip to the Grocery Store** on page 26. Write it under the correct sound.

Beginning Ex: br – bread

th	ee	ea	wh	sh

Practice reading the Digraphs listed below.

Consonant digraphs							
ch	chair chore each much	ck	back duck neck rock	gh	cough laugh rough tough	kn	knee knife knot know
ll	all ball fall wall	ng	king ring sing wing	ph	graph phone photor	qu	quack queen quiet quiz
sh	dish fish shoe ship	th	bath both than thing	wh	whale what when white	wr	wrap wrist write wreath
Vowel digraphs							
ai	main paint rain train	ay	day play stay today	ea	eat read seat team	ee	bee free see tree
oa	boat goat road soap	ue	blue clue glue true				

Reading Comprehension

Read the following text and circle the correct answer.

Estelle's trip to the Grocery store

Estelle and her mom are going to the grocery store. They need to buy milk, bread, eggs, bananas, grapes and peanut butter.

While at the store, Estelle's mom also decided to buy some jelly.

Estelle pushes the cart while her mom puts the groceries in the cart. When it's time to check out, Estelle helps her mom unload all of the items onto the counter. They are a great team.



1. What types of fruit does Estelle and her mom buy at the store?

- a. bananas
- b. apples
- c. grapes
- d. blueberries
- e. peaches
- f. strawberries

2. Estelle and her mom will make sandwiches after they get home from the grocery store. What kind of sandwiches will they eat?

- a. ham and cheese
- b. peanut butter and jelly
- c. chicken salad

3. What is Estelle's job at the grocery store?

- a. To push the cart
- b. To put the groceries in the cart

4. Why do they unload the items on the counter at the grocery store?

- a. To see how much they cost
- b. So the clerk can put them back on the shelf

5. Who makes a great team?

- a. Estelle and her dog
- b. Estelle and her mom.



Reading comprehension

Mrs Guriras is a good teacher

She is a primary school teacher. She loves English. At home, she has a husband and three children. She has no time for any pets! She usually gets up at 7:30 and she drives to school. When she arrives at school, she gets her classroom ready for her pupils. She usually wears a skirt and jumper for school. She likes to wear pearl earrings at all times. They are a gift from her husband. In the evenings, Mrs Guriras has a lot of jobs to do. She makes the dinner, clears away, stocks the dishwasher and sometimes, she hooovers. Later on, she makes sure her children have a bath and she reads them a bedtime story. Then, she relaxes a bit! Her husband does the washing and ironing. On Friday nights, she goes out for a meal with her husband. They usually go to a French or Italian restaurant. On Sundays, they take the children out somewhere, maybe to the park or to the zoo. Mrs Guriras is very happy with her life. She doesn't want to change anything! She is a nice, happy teacher.

Read the story above and then answer the questions in full sentences.

1. What is Mrs Guriras's job?

.....

2. What is her favorite subject?

.....

3. How many children does she have?

.....

4. Does she have any pets?

.....

5. What time does she usually get up?

.....

6. How does she get to school?

.....

7. What does she do when she gets to school?

.....

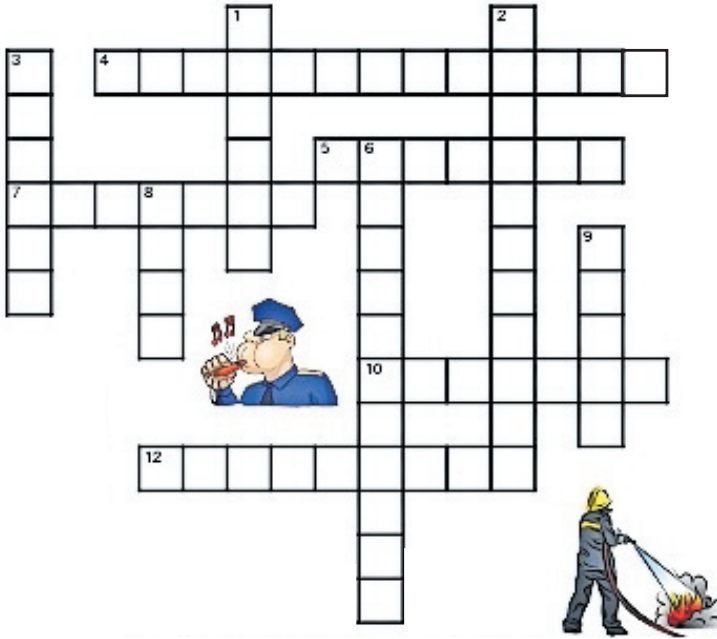
8. What does she usually wear to school?

.....



Crossword Puzzle

Read the clues below to complete the crossword.



Across

4. Who fights crime?
5. Who studies at school?
7. Who teaches students at school?
10. Who takes care of teeth?
12. Who drives a bus?

Down

1. Who sings songs?
2. Who fights fire?
3. Who serves food at a restaurant?
6. Who drives a truck?
8. Who cooks in a hotel or restaurant?
9. Who looks after sick people and helps doctors?



Sight words

Complete each sentence with the correct sight word.

I six years old.

The cat is .

Do you like dress?

I a big dog.

This pen is for .

She can it.

Tim play tag with us.

do

can

have

little

am

you

my



Song



Firefighter


I am a firefighter on the go.

Here is my helmet, here is
my hose.




When I see a fire hear me
shout!

I turn the water on and put it
out!



How to teach your child the importance of self care

The background is a soft, watercolor-style mix of pink and light blue. Scattered throughout are numerous small, blue, one-eyed monsters with gear-like bodies and tiny legs. Interspersed among these are several red hearts of various sizes. At the bottom, a boy and a girl are shown from the waist up. The boy, on the left, has dark skin and is wearing a green t-shirt and tan shorts; he is hugging a large red heart. The girl, on the right, has light skin and brown hair with a yellow bow, wearing a blue t-shirt and tan shorts; she is also hugging a large red heart. A large speech bubble originates from the boy's head, containing the text. The overall theme is self-love and self-care.

**We can't hug your friends
but you can still give
yourself some love by
giving yourself a hug.**

Success begins with education

Parents will be able to visit the website and watch daily videos from a teacher that will teach their children about various topics in the booklet. One can also download the PDF version of the book on the website.

Start learning anywhere - on your smartphone, tablet or desktop computer at home or follow the instructions on each printed page.



ONLINE

How does it work?

Register at zoshy

You can save your favourite lessons and find them easier

Easy peasy steps to follow

- Step 1:** Find us at www.zoshy.online or scan the QR code
- Step 2:** Find your grade
- Step3:** Choose which book you want to learn out of today
- Step4:** Choose lessons from what lessons there are
- Step5:** Download booklet if you do not have it
- Step 6:** Watch and follow the teacher as she explains what to do in the book
- Step7:** Follow us on Facebook (Zoshy) to never miss a video and join the community



www.zoshy.online

In collaboration with the Ministry of Education, Arts and Culture

PRINT

1

Turn the booklet to landscape.

2


Take a ruler & tear the booklet at the top long fold.

3

Fold the booklet in half.

4

The learning journey can start.



STEPS
HOW TO TEAR & USE
THE BOOKLET



unicef
for every child

