Pre-primary / Grade 1: Week 4

!Gao!gaos ǁgau!nâs/ Xrat 1: 4ǁî Wekheb

English / Khoekhoegowab



ǂ t c k

Colours / ǀÛgu

This book belongs to:
Ne ǂkhanis ge ti:

Ministry of Education
Arts and Culture

Explanation of symbols on worksheets / ǁGui!gās sîsen ǂhaweb, ai-īsigu dib.

Use colouring crayons to colour the picture / ǂNuwi-ū xoaxurub |kha ai-īsiga ani-ani.

Use your finger to follow a track or line or show the correct picture / |Khunuga sîsenū, i ǁnaeǁgau re ai-īsigu ǁga.

Use a colouring crayon to draw a line or write a number or sound / ǂNuwi-ū xoaxuruba sîsenū, i ǁgau !gôadi tamas ka io |ōga re.

Look at the picture and say the number or sound out loud / Ai-īsib ǁga kō i sao ra !gôadi |ōga !garise mî.

Use a scissor to cut on the dotted line / ǁÂra-ūdasa sîsenū tsî ǂnū|amsaorodi ai ǁâra.

Look at the picture / Kō re ai-īsib ǁga.

1 Lesson Number / ǁKhāǁkhā!â !gôas.



This publication is a collaboration and joint sponsorship between The Ministry of Education, Arts and Culture and Amos Meerkat Syllabus who are supported by Hollard and FNB Namibia.

Copyright © Amos Namibia. All rights reserved. No part of this specific publication may be reproduced, stored in a retrieval system or transmitted in any form or by any means, electronic, mechanical, photo-copying, recording or otherwise without the prior permission of the publishers.

Amos Meerkat Syllabus supports the children throughout Namibia with this education material. They share this info with all children in Namibia at a time of need free of charge.

We thank them as a Nation.

Production by: Namibia Media Holdings **Printing: Newsprint Namibia**

The Ministry of Education, Arts and Culture
www.moe.gov.na

Amos Meerkat Syllabus

Teaching God's Way

1

Use the colours represented by the pencils in each circle to colour the circles. / |Ûga ūhâ xoaxuruga sîsenū tsî ǂgaeǂnamide ani-ani re.

Red/|apa-i



Blue/ǂhoa-i



Green/!am-i

Ministry of Education, Arts and Culture

Copyright © Amos Namibia. All rights reserved.
No part of this specific publication may be reproduced without prior permission.

ONLINE SCHOOL

Colour the biggest picture yellow.
Kai ai-īsiba !hunise ani-ani re



Colour the smallest picture blue.
ǂKhari ai-īsiba ǂhoase ani-ani re



Ministry of Education, Arts and Culture

Copyright © Amos Namibia. All rights reserved. No part of this specific publication may be reproduced without prior permission.

1

Colour the first picture in the row.

Ani-ani ǂguro ai-īsiba













Ministry of Education, Arts and Culture

Copyright © Amos Namibia. All rights reserved.
No part of this specific publication may be reproduced without prior permission.



1

Colour the last picture in the row.
|Uniga ai-īsiba ani-ani



Ministry of Education, Arts and Culture

Copyright © Amos Namibia. All rights reserved. No part of this specific publication may be reproduced without prior permission.

1

Colour and cut out the butterfly. /
Kurtsilabesa ani-ani tsî !gao‡ui



Ministry of Education, Arts and Culture

Copyright © Amos Namibia. All rights reserved.
No part of this specific publication may be reproduced without prior permission.

Copyright © Amos Namibia. All rights reserved.
No part of this specific publication may be
reproduced without prior permission.

Colour in the apple. / Apelsa ani-ani re.



Ministry of Education, Arts and Culture

Copyright © Amos Namibia. All rights reserved.
No part of this specific publication may be reproduced without prior permission.

4



Write the 4 in the blocks. /
Hakasa mâsa soadi !nâ xoa‡gā re.



4

Ministry of Education, Arts and Culture

Copyright © Amos Namibia. All rights reserved.
No part of this specific publication may be reproduced without prior permission.

2

Colour in the 4. / **Hakasa ani-ani re.**

Fourth Commandment
Haka||î mîmâs



Ministry of Education, Arts and Culture

Copyright © Amos Namibia. All rights reserved.
No part of this specific publication may be reproduced without prior permission.

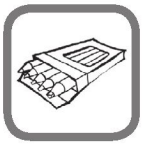

Colour the most pictures in each row.

‡Gui !gôaba ūhâ ai-īsiga ani-ani re



Ministry of Education, Arts and Culture

Copyright © Amos Namibia. All rights reserved. No part of this specific publication may be reproduced without prior permission.

2

Circle the 4's you can see.

Hakasa ǂgaeǂnami re

2 4 3 4 5 4

5 3 5 4

4 5 4 3 2

Ministry of Education, Arts and Culture

Copyright © Amos Namibia. All rights reserved.
No part of this specific publication may be reproduced without prior permission.

Count the objects, write the numbers and find the sum total./
Sao ra |hao|haodi xa, mâs hoas di !gôa‡âibasensa xoamâi !ereams |kha.

□ + □ = □

□ + □ = □

□ + □ = □

□ + □ = □

□ + □ = □

Ministry of Education, Arts and Culture

Copyright © Amos Namibia. All rights reserved.
No part of this specific publication may be reproduced without prior permission.

Write the correct number name next to each picture. /
‡Hanu !gôa|onde xoa‡gā re ai-īsigu xō|kha.

ten / Disi	seven / hû	five / koro	three /!nona

Copyright © Amos Namibia. All rights reserved.
No part of this specific publication may be reproduced without prior permission.

Write the number 4. !Gôamûs hakasa (4) xoamâi re

Count the sheep and fill the number in the block. /
|Khai a !gôasa xoa‡gā re



0 1 2 3 ☐ 5 6 7 8 9 10

Fill in the missing number. /
Ikhai a !gôasa xoa#gā re

Ministry of Education, Arts and Culture

STAY HOME BE SAFE

Copyright © Amos Namibia. All rights reserved. No part of this specific publication may be reproduced without prior permission.

My Zone ONLINE SCHOOL

3



Cat / |hôas

C

Write the c in each block. /
C-|ōba mâsa soadi !nâ xoa‡gā re.

Ministry of Education, Arts and Culture

Copyright © Amos Namibia. All rights reserved.
No part of this specific publication may be reproduced without prior permission.

Use a **green crayon** - start at the ■ and draw a line inside the C to the ●

!Am xoaxuruba sîsenū tsî mâsa ■ isiga ǂgae‖are re ●

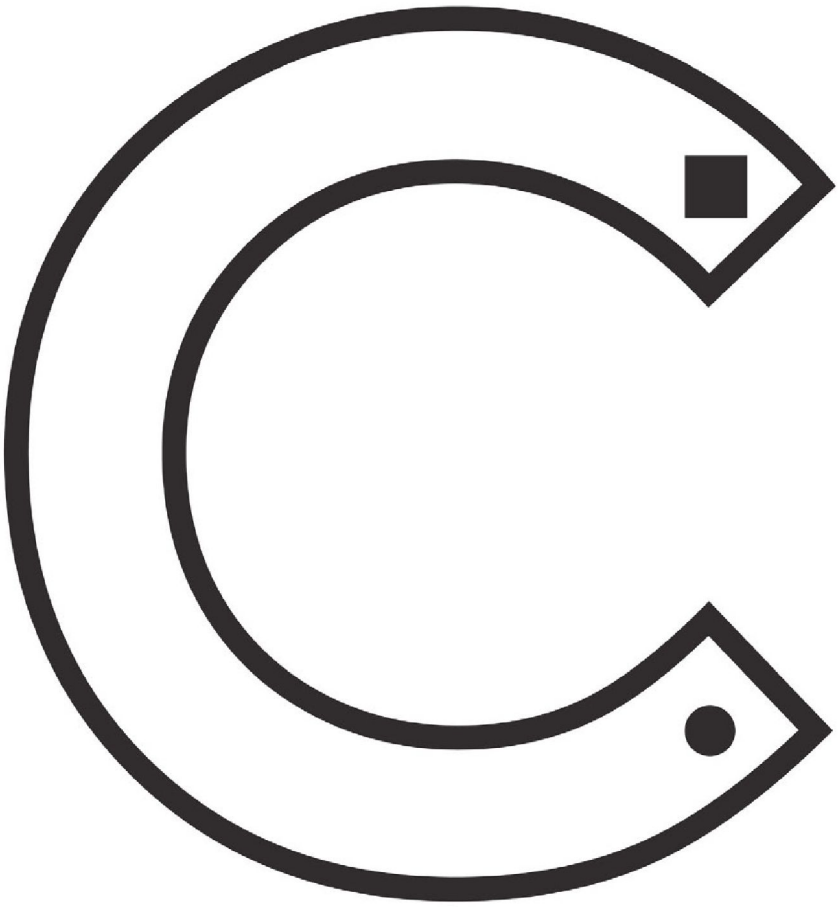

Ministry of Education, Arts and Culture

Copyright © Amos Namibia. All rights reserved. No part of this specific publication may be reproduced without prior permission.

Trace the dotted lines. /
|Nō||nā re.



Ministry of Education, Arts and Culture

Copyright © Amos Namibia. All rights reserved.
No part of this specific publication may be reproduced without prior permission.

Trace the dotted lines. /
|Nō||nā re.

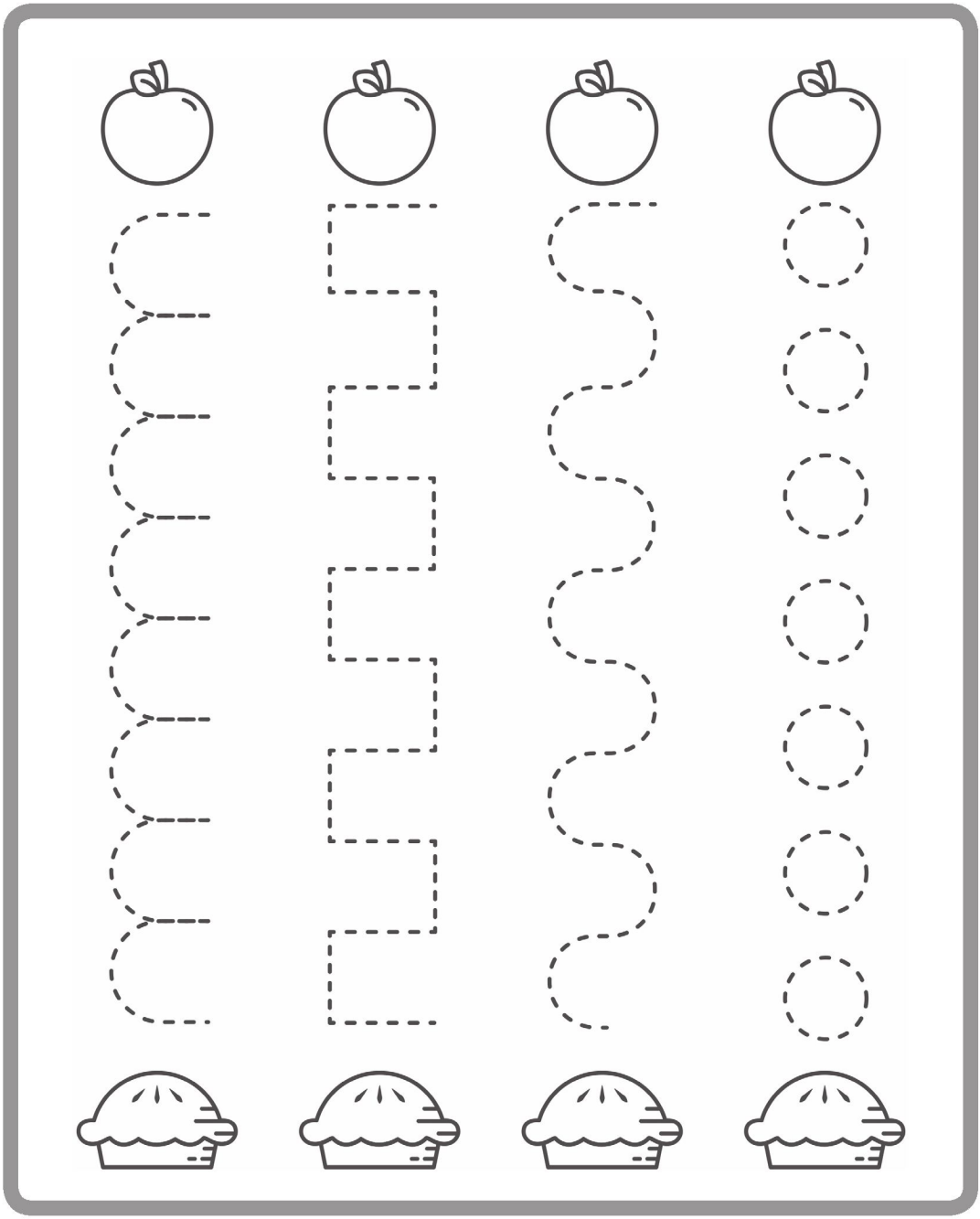

Ministry of Education, Arts and Culture

Copyright © Amos Namibia. All rights reserved. No part of this specific publication may be reproduced without prior permission.

4

t

Tap / Krans

Write the t in each block. /
t-|ōba xoa‡gā re mâsa soadi !nâ

Ministry of Education, Arts and Culture

Copyright © Amos Namibia. All rights reserved.
No part of this specific publication may be reproduced without prior permission.

Colour the pictures that **starts with** a "t".

Ani-ani re ai-īsigu t'b |kha ra tsoatsoa mîde

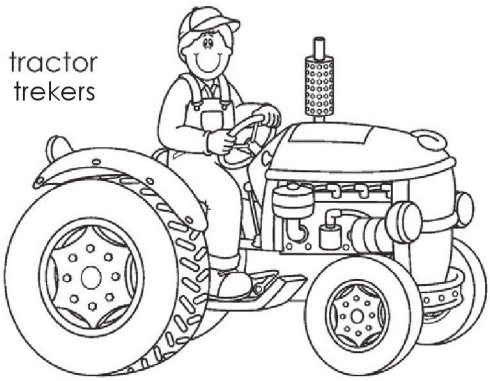

tractor
trekers



cat
| hôas



tomato
tamatis

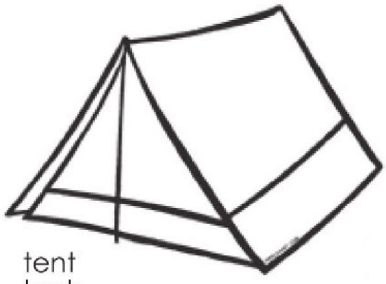

tent
tents



car
Audos

Ministry of Education, Arts and Culture

Copyright © Amos Namibia. All rights reserved. No part of this specific publication may be reproduced without prior permission.

Colour the one that looks <u>different</u>.

|Kharadi-īse ra mûsen ai-īsiga ani-ani re

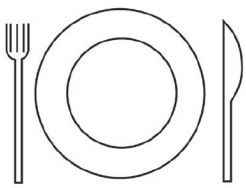

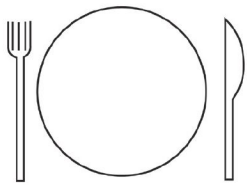

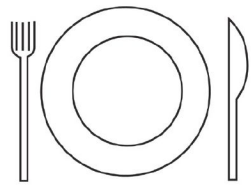











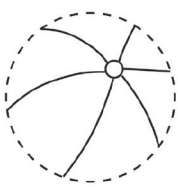

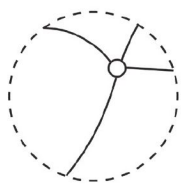

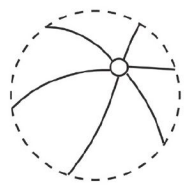

Copyright © Amos Namibia. All rights reserved.
No part of this specific publication may be reproduced without prior permission.

k

Key /
llkhowa-ammi

Write the k in each blocks. /
k-|ōba mâsa soadi !nâ xoa ǂgā re.

Ministry of Education, Arts and Culture

Copyright © Amos Namibia. All rights reserved.
No part of this specific publication may be reproduced without prior permission.

Colour and cut out the bear. /
Beera ani-ani tsî !gao‡ui re.



Ministry of Education, Arts and Culture

Copyright © Amos Namibia. All rights reserved.
No part of this specific publication may be reproduced without prior permission.

Copyright © Amos Namibia. All rights reserved.
No part of this specific publication may be
reproduced without prior permission.

5

Find a match.

|Guiti-i īsiga |hao|hao re.




Ministry of Education, Arts and Culture

Copyright © Amos Namibia. All rights reserved.
No part of this specific publication may be reproduced without prior permission.

Colour the fish with the same numbers.
|Guiti-i !gôamûs ||âuna ani-ani re.

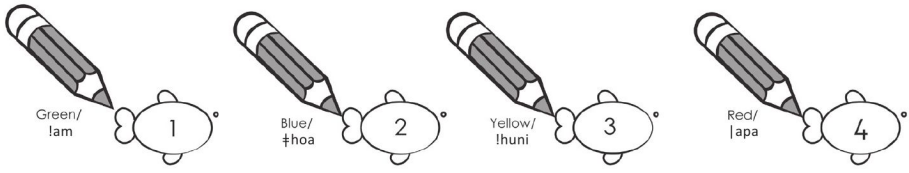



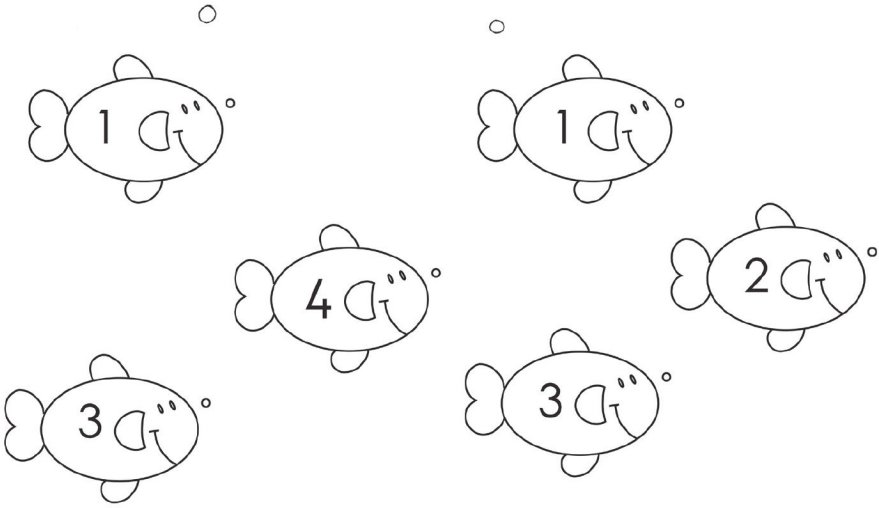

Ministry of Education, Arts and Culture

Copyright © Amos Namibia. All rights reserved.
No part of this specific publication may be reproduced without prior permission.

Count the pictures and circle the correct number. /
Īsiga !gôa tsî ǂhanu !gôamûsa ǂgaeǂnami re.







Copyright © Amos Namibia. All rights reserved.
No part of this specific publication may be reproduced without prior permission.

Write the number that comes before the given number. /
Mâsa !gôamûs ais ai ra |khī !gôasa xoa re



Copyright © Amos Namibia. All rights reserved.
No part of this specific publication may be reproduced without prior permission.

How to teach your child the importance of learning.

Success begins with education

Parents will be able to visit the website and watch daily videos from a teacher that will teach their children about various topics in the booklet. One can also download the PDF version of the book on the website.

ONLINE

Start learning anywhere - on your smartphone, tablet or desktop computer at home or follow the instructions on each printed page.

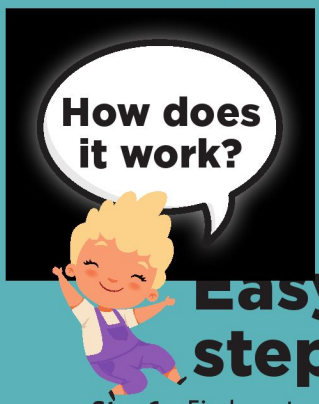
How does it work?

For extra perks!

Register at zoshy

You can save your favourite lessons and find them easier

Easy peasy steps to follow

Step 1: Find us at **www.zoshy.online or scan the QR code**

Step 2: Find your grade

Step3: Choose which book you want to learn out of today

Step4: Choose lessons from what lessons there are

Step5: **Download booklet if you do not have it**

Step 6: Watch and follow the teacher as she explains what to do in the book

Step7: **Follow us on Facebook (Zoshy)** to never miss a video and join the community

www.zoshy.online

In collaboration with the Ministry of Education, Arts and Culture

PRINT

1 Turn the booklet to landscape.

2 Take a ruler & tear the booklet at the top long fold.

3 Fold the booklet in half.

4 The learning journey can start.

STEPS
HOW TO TEAR & USE THE BOOKLET

Ministry of Education Arts and Culture

STAY HOME BE SAFE

my Zone ONLINE SCHOOL

Amos Meerkat Syllabus