
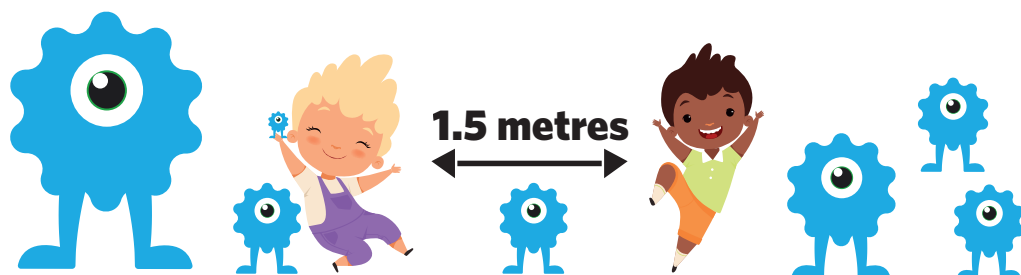


Ondondo 2 / 3: Oshivike 8

Oshikwanyama



Oitemadula



1

2

3

4

5

Lesson Number

This publication is a collaboration between the Ministry of Education, Arts and Culture and Namibia Media Holdings. This publication is sponsored by the Ministry of Education, Arts and Culture and UNICEF.

Copyright © Ministry of Education, Arts and Culture. All parts of this specific publication cannot be reproduced, stored in a retrieval system or transmitted in any form or by any means, electronic, mechanical, photocopying, recording or otherwise without prior permission of the Ministry of Education, Arts and Culture or the Publisher.

Production by: Namibia Media Holdings

Printing: Newsprint Namibia

Ondondo 2

1. Tula eenomola edi melandulafano okudja kwaai inini fiyo okwaai yakula:

a. 15, 12, 42, 18



b. 67, 17, 25, 100



c. 88, 78, 62, 51



d. 42, 26, 71, 5



2. Tula eenomola edi melandulafano okudja kwaai yakula fiyo okwaai ishona:

a. 62, 17, 68, 25



b. 42, 26, 71, 5



c. 9, 40, 13, 52



d. 73, 92, 24, 17



Okutula eenomola melandulafano

Tula omisholondodo deenomola melandulafano okudja kwaai ishona
fiyo okwaai yakula:

- | | | | | |
|----|----------|----------|----------|----------|
| a. | 132
— | 875
— | 102
— | 364
— |
| b. | 790
— | 112
— | 965
— | 547
— |
| c. | 176
— | 151
— | 190
— | 866
— |
| d. | 108
— | 879
— | 132
— | 124
— |

Tula omisholondodo deenomola melandulafano okudja kwaai
yakula fiyo okwaai ishona

- | | | | | |
|----|----------|----------|----------|----------|
| e. | 162
— | 126
— | 109
— | 131
— |
| f. | 152
— | 178
— | 108
— | 984
— |
| g. | 794
— | 192
— | 618
— | 114
— |

Eemhatolona deenomola

Omhatolona yonomola oo omusholododo weenomola da tulwa melandulafano shelikolelela komhango imwe.

Mana eemhatolona deenomola.

1. 2, 4, 6, 8, 10, 12.....
2. 3, 5, 9, 12, 15, 18.....
3. 23, 20, 17, 14, 11, 8.....
4. 4, 14, 24, 34, 44, 54.....
5. 52, 44, 36, 28, 20, 12.....
6. 7, 14, 21, 28, 35, 42.....

Shanga onomola yashikula ko momusholondodo keshe shelikwatelela kelombwelo.

1. Wedamo 5: 55, 60, 65,,,
2. Kufamo 11: 88, 77,,,,
3. Wedamo 9: 0,,,,,

Ongushu

1. Shanga ongushu yonomola ya tendwa koshi.

Oshihopaenenwa: $54 = \boxed{4}$

$47 = \boxed{40}$

$35 = \boxed{}$

$89 = \boxed{}$

$33 = \boxed{}$

$74 = \boxed{}$

$25 = \boxed{}$

$44 = \boxed{}$

$51 = \boxed{}$

$37 = \boxed{}$

$62 = \boxed{}$

$55 = \boxed{}$

$42 = \boxed{}$

$18 = \boxed{}$

$39 = \boxed{}$

$16 = \boxed{}$

$38 = \boxed{}$

$40 = \boxed{}$

$89 = \boxed{}$





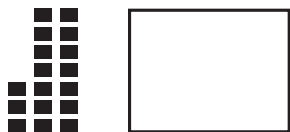
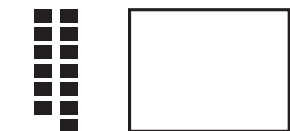
$99 = \boxed{}$

$70 = \boxed{}$

$28 = \boxed{}$

$48 = \boxed{}$

2. Valula oukololo ava va shona ndee to shange onomola moukololo wa pewa.



Okuweda mo nokukufa mo

$$\begin{array}{r} \overset{1}{9}19 \\ + 29 \\ \hline \end{array}$$

$$\begin{array}{r} 947 \\ - 43 \\ \hline \end{array}$$

$$\begin{array}{r} 128 \\ + 87 \\ \hline \end{array}$$

$$\begin{array}{r} 248 \\ + 87 \\ \hline \end{array}$$

$$\begin{array}{r} 843 \\ + 53 \\ \hline \end{array}$$

$$\begin{array}{r} 686 \\ + 45 \\ \hline \end{array}$$

$$\begin{array}{r} 876 \\ - 31 \\ \hline \end{array}$$

$$\begin{array}{r} 413 \\ - 22 \\ \hline \end{array}$$

$$\begin{array}{r} 877 \\ - 66 \\ \hline \end{array}$$

$$\begin{array}{r} 596 \\ - 12 \\ \hline \end{array}$$

Okutipa pokati nokumbalipika

Yadeka oshinyangadalwa eshi.

Mbalipika

Tipa pokati

5



10



5



16



22



34



12



8




Okutengeneka

2



Omalombwelo:

1. Nateka oukalata pedu kokapakete kapu.
2. Teta oukalata koo kamwe.

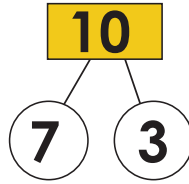


Okaudano:

1. Tula oukalata ava wa teta va taalela pedu walondafana.
2. Ovadanauki nave lipe omalufo.
3. Kufa okakalata, ngeenge oke na oudodo u fike pomuvalu waau u li kokakalata koye ka teneka ponhele opo (kekalata) ka taalela pedu. Ngeenge oudodo ava ve li kokakalata kave fike pamwe ka shuna po.
4. Omudanauki ou a yadeka ekata laye tete oye omufindani.

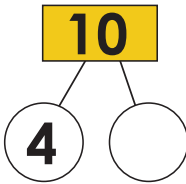


Okutunga eenomola

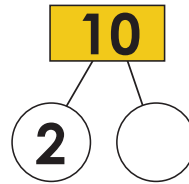


Yadekapo eenomola odo dihepo

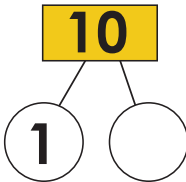
a



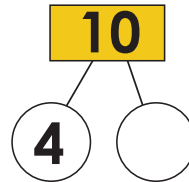
b



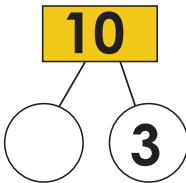
c




d



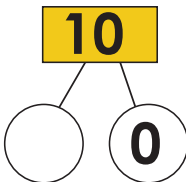
e




f



g

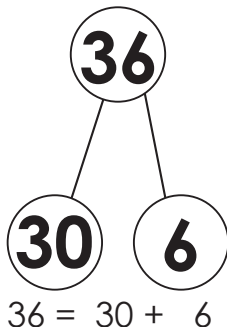


h



Okundjadjukununa

Oshihopaenenwa:



Ndjadjukununa eenomola tadi shikula:

36

=

+

.....

47

=

+

.....

91

=

+

.....

55

=

+

.....

45

=

+

.....

72

=

+

.....

87

=

+

.....

Eenomola delivala neenomola delisheka

Mbapeka eenomola momaluvala aa wa pewa.

Eenomola
delisheka =



Lingeline

= Eenomola
delivala

	1	2	3	4	5	6	7	8	9	10
1	1	2	3	4	5	6	7	8	9	10
2	2	4	6	8	10	12	14	16	18	20
3	3	6	9	12	15	18	21	24	27	30
4	4	8	12	16	20	24	28	32	36	40
5	5	10	15	20	25	30	35	40	45	50
6	6	12	18	24	30	36	42	48	54	60
7	7	14	21	28	35	42	49	56	63	70
8	8	16	24	32	40	48	56	64	72	80
9	9	18	27	36	45	54	63	72	81	90
10	10	20	30	40	50	60	70	80	90	100

Omutima woshikwatelwa

Tula okangobe (✓) poshikwatelwa osho hashi umbata omeva mahapu, nokakombo (X) poshikwatelwa osho hashi umbata omeva ashona.

Oshikwatelwa shaA	Oshikwatelwa shaB	ahapu ile ashona
		Ekopi oina omeva _____ fimbo okahalasha ke na omeva _____.
		Okakopi oke na omeva _____ fimbo oka kende kena omeva _____.
		Okahalasha oke na omeva _____ fimbo okandini kena omeva _____.
		Oxupa ohai umbata omeva _____ kwaa okayaxa.
		Evela ohali umbata omeva _____ kwaa omokayuma.

Eelitela nee mililita

Didilika: Olitela 1 (l) = 1000 milimeta (ml)

Tula eelitela (l) wa pewa memilimeta:

1. 5L =
2. 22L =
3. 28L =
4. 27L =
5. 9L =

Tula eemilimeta meelita:

6. 30 000 ml =
7. 7 000 ml =
8. 10 000 ml =
9. 6 000 ml =
10. 1 000 ml =

Okukitakanununa omikundumuvalu

1/ekende

2/ekende



Dave okuna ekende lo 1L li na omeva, nekende lo 2L lihe nasha. Okwa tila omeva omekende lishona mwaali lakula. Didilika ke kende eli lakula apa tapa xulile omeva.

Sid okuna ekende lomeva liyadi. Okwa tila omeva mekopi. Pokati ke kende nekopi shilipi hashi humbata omeva mehapu? _____

Pa okangobe okahalasha aka kena omeva etata lifike poka-halasha aka ka tulwa mokangonga katilyana.


Ondjudo

Mbapeka oshinima eshi shi na ondjudo
ya kula kushi kwao.

1.



obesa




etungo

2.



eyapula



odidi

3.



oshitolomufe



ombwa

4.



ondjaba



okamhuku



Oityadina

Edina keshe ohali ifanwa oshityadina. Ngaashi okangala,
oxuxwa nokapopifa.

Oshityadina edina lomunhu, oshinamwenyo, onhele ile oshinima keshe.
Hoolola oshitya shomondjila moukololo wa pewa ndee to
shange mokakololo komondjila.

Omunhu	Onhele	Oshinima	Oshinamwenyo

omunafikola	exuvi	opena yekala	ofitola
emwangha	ongeleka	kadima mundilo	oimaliwa
okasiigamu	omuhongifikola	onduda yokunangala	okambwena
okandiba	ofikola	okaleke	omumwamem omati

Oityaponhele

Oitya oyo hai shangwa ponhele yoshityadina.
ame, ye, fye, vo, lye, sho, yoye, sho.



ye



yo



sho

Ponhele yoityadina ili momatumbulo ya shangwa mo luvala litilyana shanga po oityaponhele to kufa mokakefa koitya .

Okakefa koitya:
sho ye fye voo oo

1. **James** ota dana oshivilo shedalo laye nena.

2. **Omabalona** otaa tuka mombada moule.

3. **Oshikuki** osha ningwa motyokolate.

4. **Ame** na **James** ohatu danauka oudanaukifo.

5. **Ookaume** ka James otava li oshikuki shedalo laye.

Digraphs and Blends

Digraphs

A combination of two letters that make one sound.

sh - shark



th - thumb



ch - chair



wh - whale



-ch - lunch



-th - earth



-sh - fish



-ck - black



br - brick



cr - crown



dr - drum



fr - frog



gr - grapes



pr - present



tr - tree



sk - skateboard



sl - slide



sp - spoon



st - star



sw - swan



sc - scooter



sm - smash



sn - snail



Blends

Groups of two or three consonants in words that makes a distinct consonant sound.

bl - blue



fl - flower



cl - clock



gl - glue



pl - plane



Diphthongs

Colour the missing vowels then write in the blank space to complete the word.



c ____ ns

oi oy




j ____

oi oy



____ sters

oi oy




t ____ s

oi oy



b ____ l

oi oy



s ____ l

oi oy

Oityalonga

4

Oshityalonga oshitya osho tashi ulike oshilonga
osho tashi longwa



Enda



Lesha

1. Momatumbulo aa tenda mo oityalonga.

- Kevin okwa lotoka okudja kofikola fiyo okeumbo.
- Okambishi oka nhuka odalate.
- Sarah ota pwilikene oradio.
- Mark okwa shangela tatekulu waye eli koMexico ombilive.
- Tate Dandu otaka shinga obesa yaye komatango.

2. Shanga omatumbulo a-4 to longifa oityalonga wa pewa pedu.



Iya



shinga



danauka



nwa

- _____
- _____
- _____
- _____

Oityapulo

Olye Omunhu	Oshike Ngeenge to pula ouyelele	Onaini Ngeenge to pula efimbo
Openi Ngeenge to pula onhele	Omolwashike Ngeenge to pula etomhelo lohinima sha ningwa	Ngahelipi Ngeenge to pula nghee sha ningwa







olye	pongapi	naini	peni	omolwashike	ilipi
------	---------	-------	------	-------------	-------

Hoolola oshityapulo shomondjila u mane omatumbulo aa:

1. Oto i?
2.kaume koye?
3. Oho penduka?
4. Oho dalwa?
5.wa handuka?
6. Ohodi?
7. Ou hole oikulya?

Recite the Rhyme

 Little leaves fall softly down
 Red and yellow, orange and brown
 Whirling, twirling, round and round
 Falling softly to the ground 

 Little leaves fall softly down on the lawn
 To make a carpet on the ground
 Then swish, the wind comes whistling by
 And send them dancing to the sky. 

Rhyming words end with the same letters which gives them the same sound.

Example:

could	good
taught	bought
raw	law
so	show
ten	den
van	than
west	rest

Write 2 pairs of words that rhyme from the poem above.

1. _____
2. _____
3. _____
4. _____

Rhyming words

Circle the word on each row that rhymes with the word on the left

traded	foot	behind	skated
great	life	plate	wonder
bear	share	square	perfect
bounce	true	enjoy	announce
grows	blows	follow	tiny
throw	alive	giant	low
speak	girl	leak	drawing
sale	cell	look	whale

Onset rime

Use the letters below to make words.

All words need to be real words and make sense.

	ide
	ipe
	ight
	ime
	ibe
	ike
	ile
	ine

sm	br	sh	tr	sl	fl	sw	sp
----	----	----	----	----	----	----	----

Synonyms & Antonyms

Synonyms Same	Antonyms Opposite
start-begin	loud-soft
pretty-lovely	fast-slow
quick-fast	several-few
large-enormous	front-back
scared-frightened	last-first
tired-sleepy	older-younger
bring-carry	nervous-brave
sick-ill	early-late
woman-lady	serious-silly
rich-wealthy	sharp-dull
smart-intelligent	full-empty

Synonyms are words that mean the same, or almost the same, as each other. For example, hungry and famished mean the same, or almost the same.

Antonyms are words that have apposite meanings.

Synonyms

1. Tommy liked watching the huge elephant at the zoo.....
2. I tossed a stone in the lake.
3. Carla knows so many funny jokes.
4. Will you tell me a story, Grandpa?
5. Sarah's bedroom is very neat.
6. Ed makes everyone laugh when he makes goofy faces.
7. I enjoy drinking ice tea during the summer.

Antonyms

Change the word that is underlined to it's antonym.

close	easy	found	chilly	early
hot	tallest	fast	over	happy

- 1) My teacher gives hard homework.
- 2) We live far from my grandparents
- 3) Have you lost your pencil?
- 4) School starts too late
- 5) My dog can climb under the fence.
- 6) I like a cold lunch.
- 7) Bob is the shortest boy in our class.

Autumn leaves

Autumn leaves, they flutter
As they fall down to the ground
They whist, they twist, they dance
But they don't make a sound
Quiet, oh-so-quiet
They whisper on their way
Landing in a pile
In which we all can play.



Write your own poem about Autumn and draw the pictures of autumn in the space provided. Start each line of your poem with the letter on that line.



A

U

T

U

M

N

Autumn song

Leaves are falling



Leaves are falling,
Leaves are falling,
One fell on my nose!



Leaves are falling,
Leaves are falling,
One fell of my toes!


Leaves are falling,
Leaves are falling,
One fell on my head!





Leaves are falling,
Leaves are falling,
Yellow, orange, red!



How to teach your child the importance of staying calm.



Don't be scared of what you hear from other people. Talk to your parents and ask them if you have any questions.



Success begins with education

Parents will be able to visit the website and watch daily videos from a teacher that will teach their children about various topics in the booklet. One can also download the PDF version of the book on the website.

Start learning anywhere - on your smartphone, tablet or desktop computer at home or follow the instructions on each printed page.



ONLINE

How does it work?

Register at zoshy

You can save your favourite lessons and find them easier

Easy peasy steps to follow

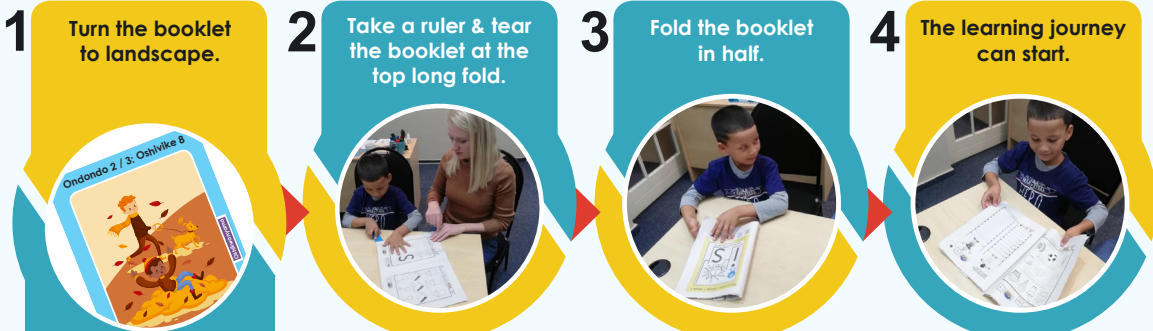
- Step 1:** Find us at www.zoshy.online or scan the QR code
- Step 2:** Find your grade
- Step3:** Choose which book you want to learn out of today
- Step4:** Choose lessons from what lessons there are
- Step5:** Download booklet if you do not have it
- Step 6:** Watch and follow the teacher as she explains what to do in the book
- Step7:** Follow us on Facebook (Zoshy) to never miss a video and join the community



www.zoshy.online

In collaboration with the Ministry of Education, Arts and Culture

PRINT



STEPS
HOW TO TEAR & USE
THE BOOKLET



unicef
for every child

