


Ondodo yopehovelu/Oshikunino: Oshivike 10



Town/Odoolopa

English / Oshikwanyama

This book belongs to:
Embo eli ola:



Explanation of symbols on worksheets / Efatululo lomadidiliko moshinyangadalwa



Use coloring crayons to colour the picture / Longifa eembapeka umbapeke efano.



Look at the picture and say the number or sound out loud / Tala efano ndele to tumbula onomola.



Use your finger to follow a track or line or show the correct picture / Longifa omunwe u landule omufinda opo u ulike efano lomondjila.



Use a scissor to cut on the dotted line / Longifa okakonde ile oshikonde u tete momufinda.



Use a coloring crayon to draw a line or write a number of sound / Longifa ombapeka ndele to faneke omufinda ile ushange onomola.



Look at the picture / Tala kefano.

1

Lesson Number / Elongonomola.



Ministry of Education,
Arts and Culture

This publication is a collaboration and joint sponsorship between Sanlam and Amos Meerkat Syllabus who are supported by Hollard and FNB Namibia. Teachers from The Ministry of Education, Arts and Culture assist with online lessons.

Copyright © Amos Namibia. All rights reserved. No part of this specific publication may be reproduced, stored in a retrieval system or transmitted in any form or by any means, electronic, mechanical, photocopying, recording or otherwise without the prior permission of the publishers.

Amos Meerkat Syllabus supports the children throughout Namibia with this education material. They share this info with all children in Namibia at a time of need free of charge.

We thank them as a Nation.


Production by: Namibia Media Holdings

Printing: Newsprint Namibia


Amos Meerkat Syllabus

Teaching God's Way

081 1507 700
admin@amosmeerkat.com

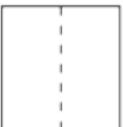
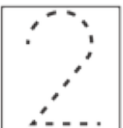



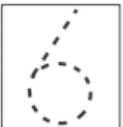




Count the dots and write '8' in the blocks.
Mbapeka oundofi nomaapela ndee to shange onhomola '8'
moukololo pedu.









Write the numbers.
Shanga eenhomola.

1					
2					
3					
4					
5					
6					
7					
8					




Count the items then colour them.
Valula oinima oyo ndee to imbapeke.





Count the bricks in the wall and colour them. How many bricks are laying at the bottom?

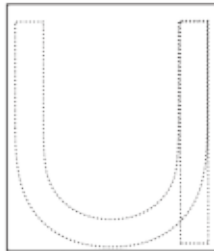
Valula eedopi odo di li mekuma ndee to di mbapeke. Eedopi ngapi di li pedu?





umbrella
okanduda




Write the 'u' in the blocks.
Shanga okalitumbuli 'U' moukololo.





x-ray

Write the 'x' in the blocks.
Shanga ondada 'X' moukololo





Connect the opposites.
Kwatakanifa omakondjifafanu



inside/ meni



long/ l shile



low/ pedu



on top/ kombada



short/ shixupi



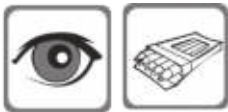
outside/ pondje



under/ koshi



high/ pombada

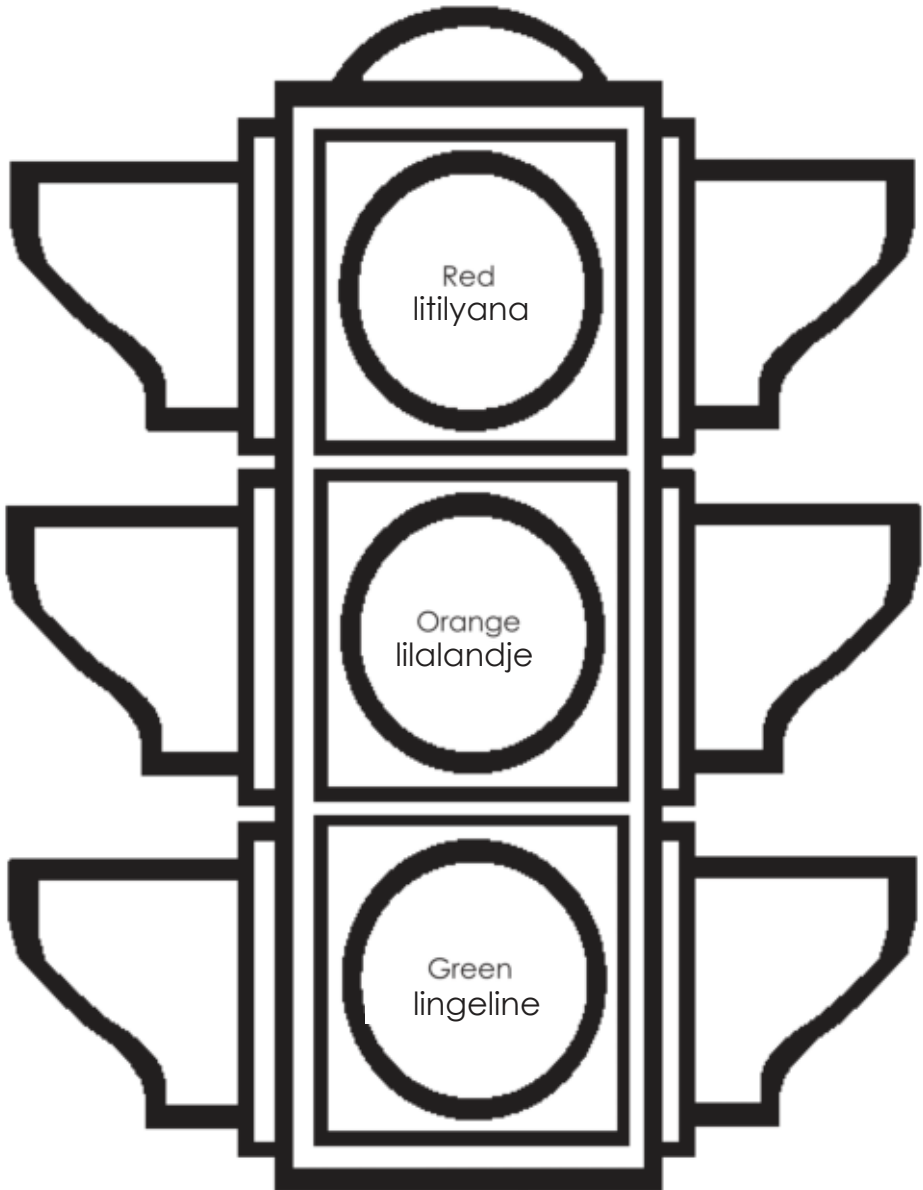


Circle the eight differences in the pictures.
Tula omayooloka ahetatu mOUNGONGO
taa monika momafano omu.





Colour in the traffic light according to the instructions.
Mbapeka omindilo delobota ngaashi elombwelu ta li ti.



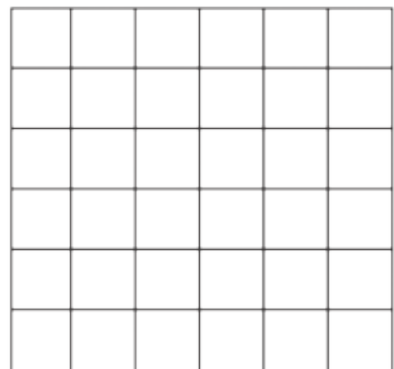

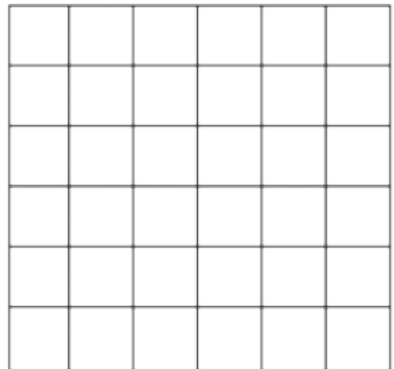
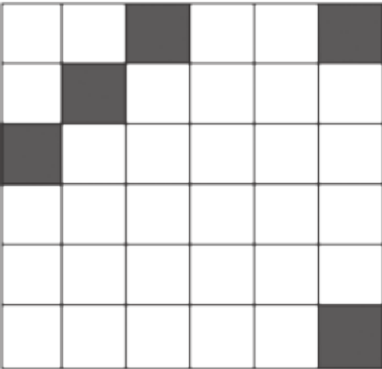
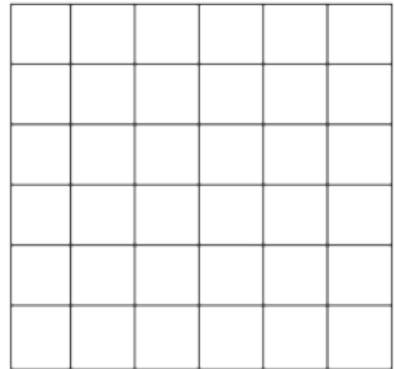
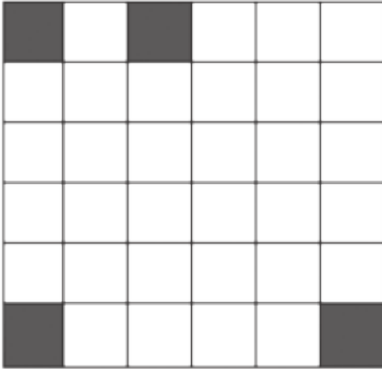


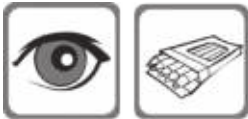
Colour the second item red and the fourth one green.
Mbapeko oshinima oshitivali shitilyana noshitine
shingeline.





Copy the coloured blocks.
Fanekulula oukololo ava





Colour by using the colour code. Mbapeka to longifa eekuode domaluvala

1 - brown
eimbi

2 - red
litilyana

3 - yellow
lishunga

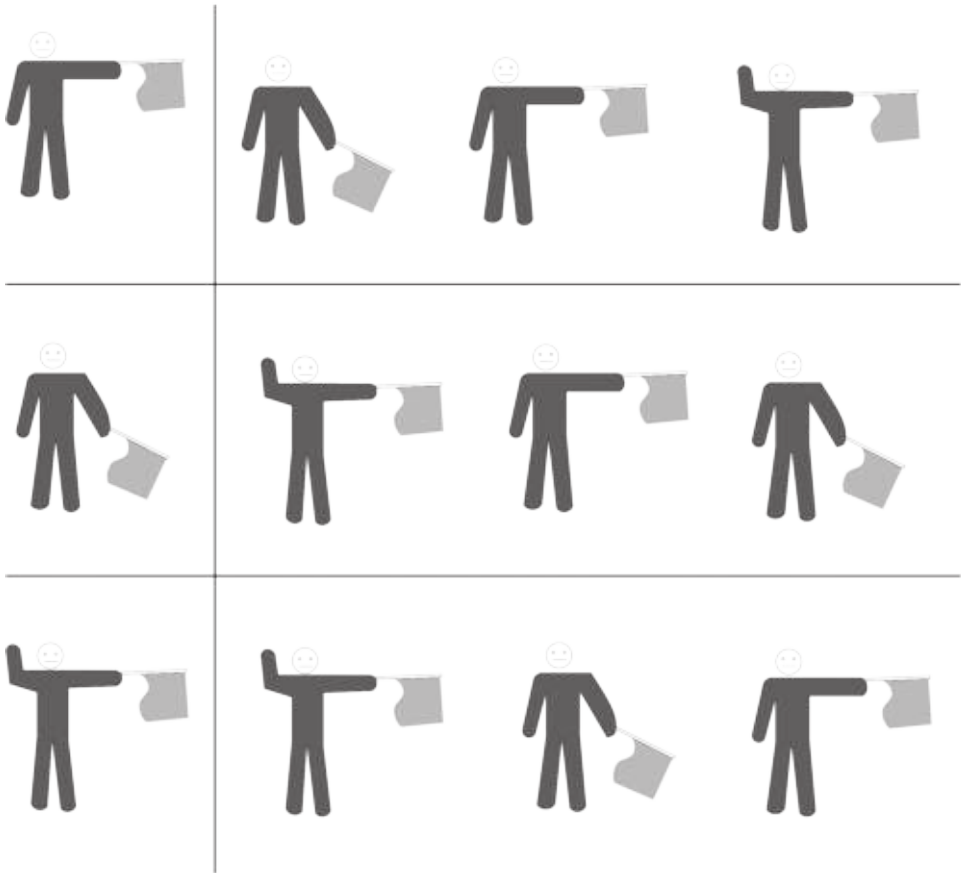
4 - blue
limbulau

5 - black
lilaula



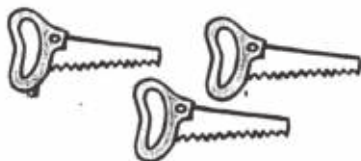


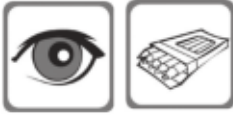
Draw a circle around the picture that matches the first one.
Faneka okangonga to dingilile efano ola tali tu kumwe
naali lotete.





Match the objects.
Pambifa oinima kumwe





Colour the pattern.
Mbapeka omhatolona



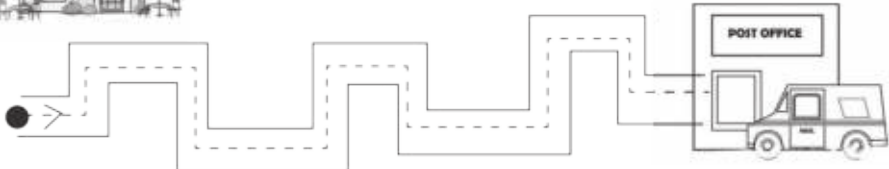
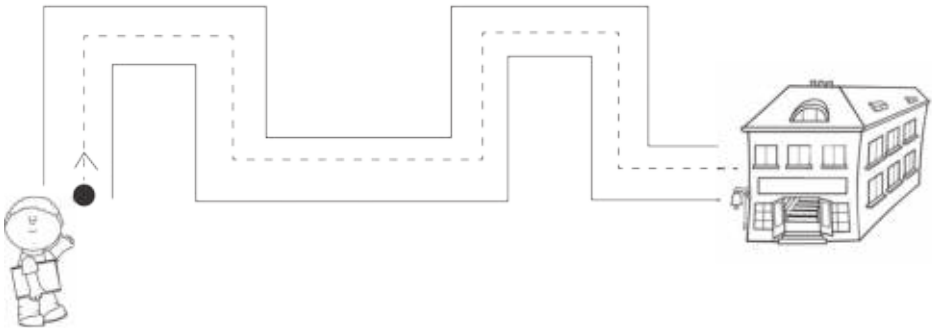
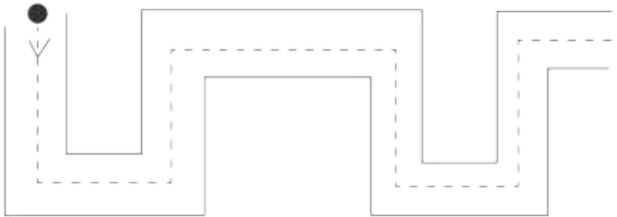


Draw lines to connect the pairs.
Faneka omifinda to kwatakanifa omapando.






Complete without lifting your hand.
Ino yelula po eke loye fiyo wamana.



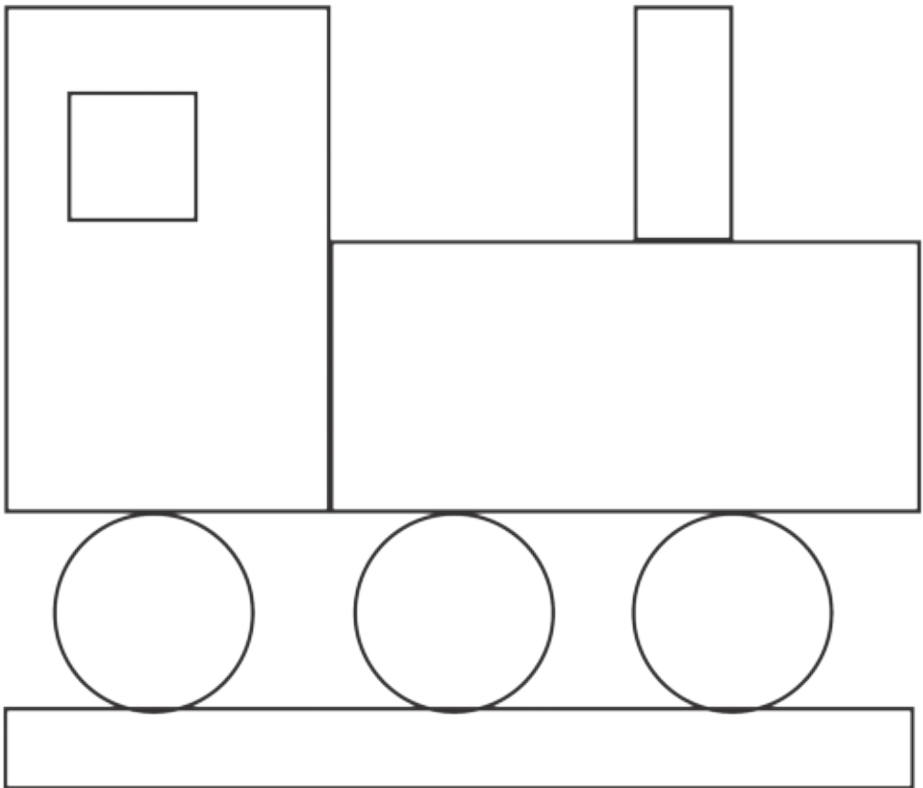


Follow the road to put the fire out.
Shikula ondjila opo u ka dime omundilo.





Colour in the train.
Mbapeka meshina.







Draw a police car and colour it in.
Faneka otuwa yopolice
ndee to imbapeke.




How to teach your child the importance staying active.

Play with family members, stay 1.5m way to practice social distancing.



Stay active and eat healthy so that your body can stay strong.



Success begins with education

Parents will be able to visit the website and watch daily videos from a teacher that will teach their children about various topics in the booklet. One can also download the PDF version of the book on the website.

Start learning anywhere - on your smartphone, tablet or desktop computer at home or follow the instructions on each printed page.



ONLINE

Register at zoshy

You can save your favourite lessons and find them easier

How does it work?

Easy peasy steps to follow

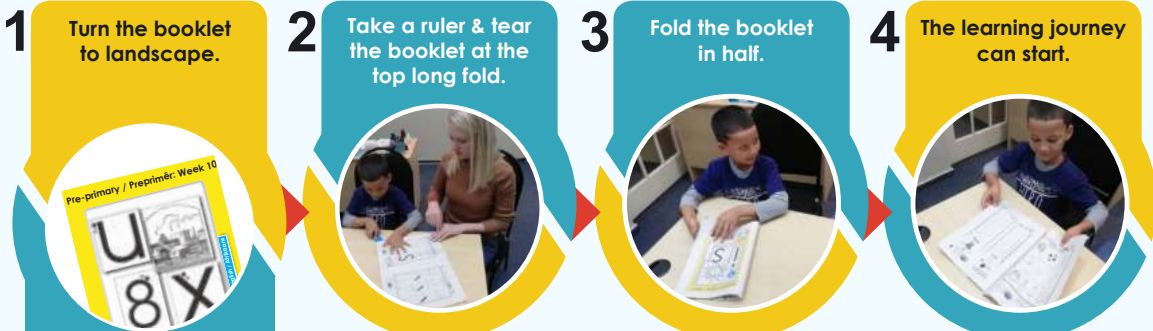
- Step 1:** Find us at www.zoshy.online or scan the QR code
- Step 2:** Find your grade
- Step 3:** Choose which book you want to learn out of today
- Step 4:** Choose lessons from what lessons there are
- Step 5:** Download booklet if you do not have it
- Step 6:** Watch and follow the teacher as she explains what to do in the book
- Step 7:** Follow us on Facebook (Zoshy) to never miss a video and join the community



www.zoshy.online

In collaboration with the Ministry of Education, Arts and Culture

PRINT



STEPS
HOW TO TEAR & USE
THE BOOKLET

