
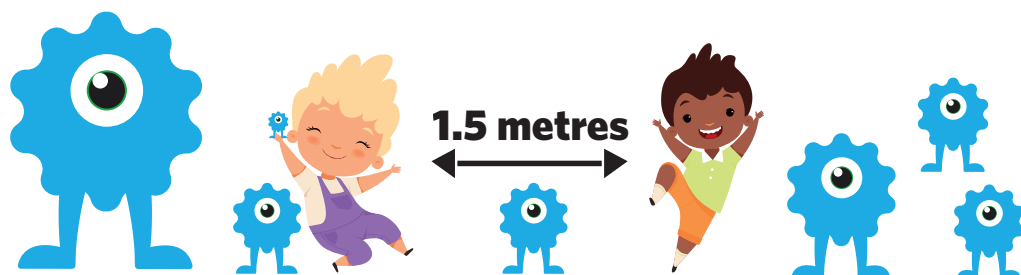


Ondondo 2 / 3: Oshiwike 8

Oshindonga



Okufuthinge



Lesson Number

This publication is a collaboration between the Ministry of Education, Arts and Culture and Namibia Media Holdings. This publication is sponsored by the Ministry of Education, Arts and Culture and UNICEF.

Copyright © Ministry of Education, Arts and Culture. All parts of this specific publication cannot be reproduced, stored in a retrieval system or transmitted in any form or by any means, electronic, mechanical, photocopying, recording or otherwise without prior permission of the Ministry of Education, Arts and Culture or the Publisher.

Production by: Namibia Media Holdings

Printing: Newsprint Namibia

1. Tula oonomola melandulathano okuza konomola onshona sigo onomola onene:

a. 15, 12, 42, 18



b. 67, 17, 25, 100



c. 88, 78, 62, 51



d. 42, 26, 71, 5



2. Tula oonomola melandulathano okuza konomola onene sigo onomola onshona:

a. 62, 17, 68, 25



b. 42, 26, 71, 5



c. 9, 40, 13, 52



d. 73, 92, 24, 17



Okutula oonomola melandulathano

Tula oonomola tadhi landula melandulathano okuza koonshona okuya koonene.

- | | | | | |
|----|----------|----------|----------|----------|
| a. | 132
— | 875
— | 102
— | 364
— |
| b. | 790
— | 112
— | 965
— | 547
— |
| c. | 176
— | 151
— | 190
— | 866
— |
| d. | 108
— | 879
— | 132
— | 124
— |

Tula oonomola tadhi landula melandulathano okuza koonene wu uka koonshona.

- | | | | | |
|----|----------|----------|----------|----------|
| e. | 162
— | 126
— | 109
— | 131
— |
| f. | 152
— | 178
— | 108
— | 984
— |
| g. | 794
— | 192
— | 618
— | 114
— |

Oompatolona dhoonomola

Oompatolona yonomola oyo omusholondondo gwoonomola dha tulwa melandulathano shiikwatelela kompango yimwe.

Manitha oompatolona dhoonomola.

1. 2, 4, 6, 8, 10, 12.....
2. 3, 5, 9, 12, 15, 18.....
3. 23, 20, 17, 14, 11, 8.....
4. 4, 14, 24, 34, 44, 54.....
5. 52, 44, 36, 28, 20, 12.....
6. 7, 14, 21, 28, 35, 42.....

Nyola onomola ya landula ko momusholondondo kehe shi ikwatella kelombwelo.

1. Gwedha mo 5: 55, 60, 65,,,
2. Kutha mo 11: 88, 77,,,,
3. Gwedha mo 9: 0,,,,,

Ongushu

1. Nyola ongushu yonomola ya tendwa kohi.

Oshiholelwa: $54 = \boxed{4}$

$47 = \boxed{40}$

$35 = \boxed{}$

$89 = \boxed{}$

$33 = \boxed{}$

$74 = \boxed{}$

$25 = \boxed{}$

$44 = \boxed{}$

$51 = \boxed{}$

$37 = \boxed{}$

$62 = \boxed{}$

$55 = \boxed{}$

$42 = \boxed{}$

$18 = \boxed{}$

$39 = \boxed{}$

$16 = \boxed{}$

$38 = \boxed{}$

$40 = \boxed{}$

$89 = \boxed{}$

$99 = \boxed{}$


$70 = \boxed{}$

$28 = \boxed{}$

$48 = \boxed{}$

2. Yalula uukololo uushona e to nyola onomola mokakololo wa pewa.















Okugwedha mo nokukutha mo

$$\begin{array}{r} \text{a) } 919 \\ + 29 \\ \hline 948 \end{array}$$

$$\begin{array}{r} \text{b) } 947 \\ - 43 \\ \hline 904 \end{array}$$

$$\begin{array}{r} \text{c) } 128 \\ + 87 \\ \hline \end{array}$$

$$\begin{array}{r} \text{d) } 248 \\ + 87 \\ \hline \end{array}$$

$$\begin{array}{r} \text{e) } 843 \\ + 53 \\ \hline \end{array}$$

$$\begin{array}{r} \text{f) } 686 \\ + 45 \\ \hline \end{array}$$

$$\begin{array}{r} \text{g) } 876 \\ - 31 \\ \hline \end{array}$$

$$\begin{array}{r} \text{h) } 413 \\ - 22 \\ \hline \end{array}$$

$$\begin{array}{r} \text{i) } 877 \\ - 66 \\ \hline \end{array}$$

$$\begin{array}{r} \text{j) } 596 \\ - 12 \\ \hline \end{array}$$

Okutateka noku mbalipika

Tsakanitha oshinyangadhalwa shika.

Mbalipika

Tateka

5



10



5



16



22



34



12



8




Ondondo 2 Okutengeneka

2

9



Omalombwelo:

1. Nateka uukalata pevi kokapakete okapuupuka.
2. Konda mo uukalata wu kale kooyimwe.

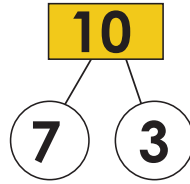


Okanyandwa:

1. Tula uukalata mboka wa kondo mo poshitaafula, wataalela pevi walondathana.
2. Aadhani ota yi ipe omalufo.
3. Kutha po okakalata, ngele oke na uundondo wuthike pomwaalu gu li koka kalata koye ka tente ka pehala mpoka ka taalela pevi. Ngele undondo wo ko ka kalata ha wa kutha kawu na po ehala kolukalata lwoye, ka shuna kohi yuukwawo mboka wa londathana.
4. Omudhani ngoka a siikila omahala agehe kekalata lye tango oye a sindana.

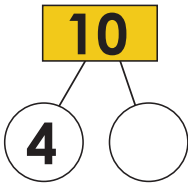


Ookuume komulongo

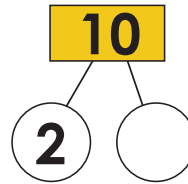


Udhitha mo oonomola dhaa mo.

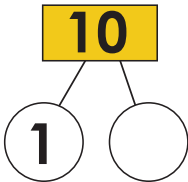
a



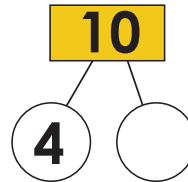
b



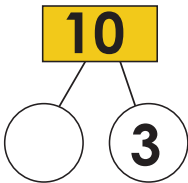
c




d



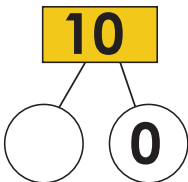
e




f



g




h



Okundjandjukununa

Oshiholelwa:



$$36 = 30 + 6$$

Ndjandjukununa oonomola tadhi landula.

36

= +

47

= +

91

= +

55

= +

45

= +

72

= +

87

= +



Oonomola dha yelekana noonomola inaa dhi yelekana

Mbapeka oonomola moombapa dha gandjwa.

Inaa dhi yelekana=



=Dha yelekana

	1	2	3	4	5	6	7	8	9	10
1	1	2	3	4	5	6	7	8	9	10
2	2	4	6	8	10	12	14	16	18	20
3	3	6	9	12	15	18	21	24	27	30
4	4	8	12	16	20	24	28	32	36	40
5	5	10	15	20	25	30	35	40	45	50
6	6	12	18	24	30	36	42	48	54	60
7	7	14	21	28	35	42	49	56	63	70
8	8	16	24	32	40	48	56	64	72	80
9	9	18	27	36	45	54	63	72	81	90
10	10	20	30	40	50	60	70	80	90	100

Ondjundo

Tula ongombe (✓) poshikwatelwa hashi humbata omeya ogendji
nekombo (x) poshikwatelwa hashi humbata omeya omashona.

Oshikwatelwa A	Oshikwatelwa B	Ogendji nenge omashona
		Ekopi oli na omeya manga okahalasa ke na omeya.....
		Okakopi oke na omeya manga ekende li na omeya
		Okahalasa oke na omeya manga okandini ke na omeya
		Eyemele oli na omeya kwaa nga gomokayaha.
		eyemele oli na omeya kwa nga gomokayuma.

Oolitela noomililita

Dhimbuluka: Oolitela yimwe (l) oyi thike poomililita eyovi limwe (1000ml)

Tula oolitela tadhi landula moomililita:

1. 5L =
2. 22L =
3. 28L =
4. 27L =
5. 9L =

Tula oomililita tadhi landula moolitela:

6. 30 000 ml =
7. 7 000 ml =
8. 10 000 ml =
9. 6 000 ml =
10. 1 000 ml =

Okupotokonona omikundu dhomwaalu

Dave okuna ekende lyo 1l li na omeya nekwawo lyoo 2l kaa li na sha. Okwa tilile omeya gomekende eshona mekende enene. Dhindhilika ke kende enene mpoka tapu hulile omeya.

Sid okuna ekende lyomeya. Okwa tilile omeya mekopi. Pokati kekopi nekende lyomeya oshikwatelwa oshi ni hashi humbata omeya ogendji?

Okahalasa ke ni ke na omeya gethike petata lyomeya go mo ka halasa? Ka tulwa mongonga?

Ekende lyo 2l

Ekende 1l




Ondjundo

Mbapeka oshinima shoka shi na ondjundo onene koshi kwawo.

1.



ombesa




etungo

2.



eyapula



okadhidhi

3.



oshikayisino



ombwa

4.



ondjamba



ombuku

lityadhina

Omadhina giinima ohagiithanwa iityadhina. Ngaashi, ongala,
okapopitha nondjumhwa

Oshityadhina edhina lyomuntu, lyoshinamwenyo,
lyehala nenge lyoshinima.
Nyola iitya wa pewa pevi mokakololo komondjila.

Omuntu	Ehala	Oshinima	Oshinamwenyo

omunasikola	oshiti	opena	ositola
emwanka	ongeleka	kadhimamulilo	iimaliwa
osiingamu	omulongisikola	ondunda yokulala	okambwena
okalimba	osikola	okaleke	omumwamememati

lityapeha

Mbika oyo iitya mbyoka hayi vulu okutulwa pehala lyoshityadhina.
ngame, ye, tse, yo, lye, sho, yoye, sho.



Ye



Yo



Sho

Pehala lyiityadhina ya tendwa kohi momatumbulo tula po
iityapeha to kutha mokaketha kiitya.

Okaketha kiitya:

sho ye yo go tse

1. **James** ota tyapula oshituthivalo she nena.

2. **Omabalona** oge li mombanda muule.

3. **Oshikuki** osha longwa moshokolate.

4. **Ngame naJames** otatu dhana nuudhanitho wetu.

5. **Ookuume** ka James otaya li oshikuki shevalo lye.



Digraphs and Blends

Digraphs

A combination of two letters that make one sound.

sh - shark



th - thumb



ch - chair



wh - whale



-ch - lunch



-th - earth



-sh - fish



-ck - black



br - brick



cr - crown



dr - drum



fr - frog



gr - grapes



pr - present



tr - tree



sk - skateboard



sl - slide



sp - spoon



st - star



sw - swan



sc - scooter



sm - smash



sn - snail



Blends

Groups of two or three consonants in words that makes a distinct consonant sound.

bl - blue



fl - flower



cl - clock



gl - glue



pl - plane




Diphthongs

Colour the missing vowels then write in the blank space to complete the word.



c ____ ns

oi oy




j ____

oi oy



____ sters

oi oy



t ____ s

oi oy



b ____ l

oi oy



s ____ l

oi oy

iityalonga

Oshityalonga oshitya shoka tashi ulike shoka tashi longwa



enda



lesha

Tenda mo iityalonga momatumbulo.

- Kevin okwa matuka okuza kosikola sigo okegumbo.
- Sara ota pulakene oradio.
- Okambishi okanuka ondhalate.
- Mark okwa nyolele kuku gwe ombilive.
- Tate Ndandu otaka hinga ombesa ye komatango.

2. Nyola omatumbulo 4 to longitha iityalonga wa pewa pevi.



lya



hinga



dhana



nwa

- _____
- _____
- _____
- _____

lityapulo

Olye Omuntu	Oshike Oto pula uuyeleele nenge ethimbo.	Uunake ngele to pula ethimbo
Openi Ngele to pula ehala	Omolwashike Ngele to pula etompelo lyoshinima sha ningwa po	Ongiini Ngele to pula nkene sha ningwa



Olye	pongapi	uunake	peni	Omolwashike	yini
------	---------	--------	------	-------------	------

Udhitha omatumbulo niitya wa pewa pombanda.

- Oto yi.....?
-kuume koye?
- Oho penduka.....?
- Owa valwa.....?
-wu uvite nayi?
- Oho zi.....?
- Owu hole iikulya.....?



Recite the Rhyme

Little leaves fall softly down
 Red and yellow, orange and brown
 Whirling, twirling, round and round
 Falling softly to the ground

Little leaves fall softly down on the lawn
 To make a carpet on the ground
 Then swish, the wind comes whistling by
 And send them dancing to the sky.

Rhyming words end with the same letters which gives them the same sound.

Example:

could	good
taught	bought
raw	law
so	show
ten	den
van	than
west	rest

Write 2 pairs of words that rhyme from the poem above.

- _____
- _____
- _____
- _____

Rhyming words

Circle the word in each row that rhymes with the word on the left

traded	foot	behind	skated
great	life	plate	wonder
bear	share	square	perfect
bounce	true	enjoy	announce
grows	blows	follow	tiny
throw	alive	giant	low
speak	girl	leak	drawing
sale	cell	look	whale



Onset rime

Use the letters below to make words.

All words need to be real words and make sense.

	ide
	ipe
	ight
	ime
	ibe
	ike
	ile
	ine

sm	br	sh	tr	sl	fl	sw	sp
----	----	----	----	----	----	----	----

Synonyms & Antonyms

Synonyms Same	Antonyms Opposite
start-begin	loud-soft
pretty-lovely	fast-slow
quick-fast	several-few
large-enormous	front-back
scared-frightened	last-first
tired-sleepy	older-younger
bring-carry	nervous-brave
sick-ill	early-late
woman-lady	serious-silly
rich-wealthy	sharp-dull
smart-intelligent	full-empty

Synonyms are words that mean the same, or almost the same, as each other. For example, hungry and famished mean the same, or almost the same.

Antonyms are words that have apposite meanings.

Synonyms

1. Tommy liked watching the huge elephant at the zoo.....
2. I tossed a stone in the lake.
3. Carla knows so many funny jokes.
4. Will you tell me a story, Grandpa?
5. Sarah's bedroom is very neat.
6. Ed makes everyone laugh when he makes goofy faces.
7. I enjoy drinking ice tea during the summer.

Antonyms

Change the word that is underlined to it's antonym.

close	easy	found	chilly	early
hot	tallest	fast	over	happy

- 1) My teacher gives hard homework.
- 2) We live far from my grandparents
- 3) Have you lost your pencil?
- 4) School starts too late
- 5) My dog can climb under the fence.
- 6) I like a cold lunch.
- 7) Bob is the shortest boy in our class.

Autumn leaves

Autumn leaves, they flutter
As they fall down to the ground
They whist, they twist, they dance
But they don't make a sound
Quiet, oh-so-quiet
They whisper on their way
Landing in a pile
In which we all can play.



Write your own poem about Autumn and draw the pictures of autumn in the space provided. Start each line of your poem with the letter on that line.



A

U

T

U

M

N

Autumn song

Leaves are falling



Leaves are falling,
Leaves are falling,
One fell on my nose!



Leaves are falling,
Leaves are falling,
One fell of my toes!


Leaves are falling,
Leaves are falling,
One fell on my head!





Leaves are falling,
Leaves are falling,
Yellow, orange, red!



How to teach your child the importance of staying calm.



Don't be scared of what you hear from other people. Talk to your parents and ask them if you have any questions.



Success begins with education

Parents will be able to visit the website and watch daily videos from a teacher that will teach their children about various topics in the booklet. One can also download the PDF version of the book on the website.

Start learning anywhere - on your smartphone, tablet or desktop computer at home or follow the instructions on each printed page.



ONLINE

How does it work?

Register at zoshy

You can save your favourite lessons and find them easier

Easy peasy steps to follow

- Step 1:** Find us at www.zoshy.online or scan the QR code
- Step 2:** Find your grade
- Step3:** Choose which book you want to learn out of today
- Step4:** Choose lessons from what lessons there are
- Step5:** Download booklet if you do not have it
- Step 6:** Watch and follow the teacher as she explains what to do in the book
- Step7:** Follow us on Facebook (Zoshy) to never miss a video and join the community



www.zoshy.online

In collaboration with the Ministry of Education, Arts and Culture

PRINT

1

Turn the booklet to landscape.

A circular inset showing a booklet titled 'Ondondo 2 / 3. Oshiwike' being held and turned to landscape orientation.

2

Take a ruler & tear the booklet at the top long fold.

A circular inset showing a young boy and a woman sitting at a table, using a ruler to tear a booklet along a horizontal fold.

3

Fold the booklet in half.

A circular inset showing a young boy sitting at a table, folding a booklet in half.

4

The learning journey can start.

A circular inset showing a young boy sitting at a table, looking at and using the booklet.

STEPS

HOW TO TEAR & USE THE BOOKLET

The logo of the Ministry of Education, Arts and Culture, featuring a shield with various symbols.

The UNICEF logo, consisting of the word 'unicef' and a globe icon.

The logo for 'Zone ONLINE SCHOOL', featuring the word 'Zone' in a stylized font and 'ONLINE SCHOOL' below it.

A blue gear icon with a face, located in the bottom right corner.