


Ntambondunge zo sipilili: Sivike 10



English / Rukwangali

Town/Doropa

This book belongs to:
Ezi buke za:



Explanation of symbols on worksheets / Efatururo lyo yiliki do posipeparugano.



Use coloring crayons to colour the picture / Ruganesa yikwitiso yoge okwite efano.



Look at the picture and say the number or sound out loud / Tara kefano otumbure nomora ndi muhagaro.



Use your finger to follow a track or line or show the correct picture / Ruganesa nyara okwame musanda, otjange nomora ndi muhagaro.



Use a scissor to cut on the dotted line / Ruganesa kakonde otete musunda goyindjomo.



Use a coloring crayon to draw a line or write a number of sound / Ruganesa sikwitiso soge ofaneke musunda ove otjange nomora ndi muhagaro.



Look at the picture / Tara kefano.

1

Lesson Number / Nomora zo sirongwa



Ministry of Education,
Arts and Culture

This publication is a collaboration and joint sponsorship between Sanlam and Amos Meerkat Syllabus who are supported by Hollard and FNB Namibia. Teachers from The Ministry of Education, Arts and Culture assist with online lessons.

Copyright © Amos Namibia. All rights reserved. No part of this specific publication may be reproduced, stored in a retrieval system or transmitted in any form or by any means, electronic, mechanical, photocopying, recording or otherwise without the prior permission of the publishers.

Amos Meerkat Syllabus supports the children throughout Namibia with this education material. They share this info with all children in Namibia at a time of need free of charge.

We thank them as a Nation.


Production by: Namibia Media Holdings

Printing: Newsprint Namibia


Amos Meerkat Syllabus

Teaching God's Way

081 1507 700
admin@amosmeerkat.com





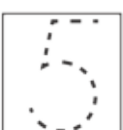
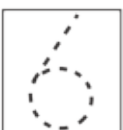




Count the dots and apples and write the '8' in the blocks./
Varura yindjomo ntani yiapura ntani tjanga '8' mosimbangu.









Write the numbers.
Tjanga nonomora

1					
2					
3					
4					
5					
6					
7					
8					



Count the items then colour them.
Varura yininke ntani yikwita.

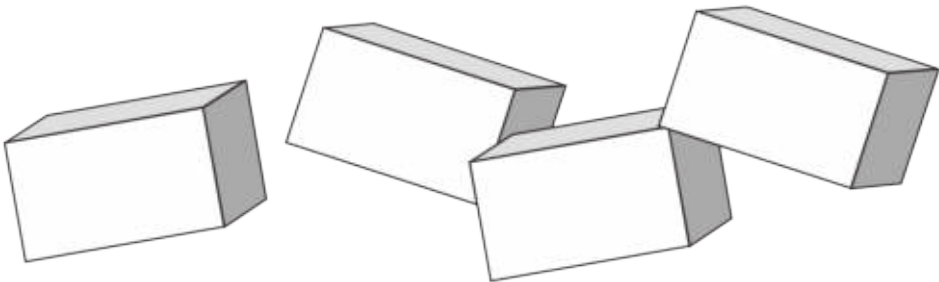




Count the bricks in the wall and colour them. How many bricks are laying at the bottom?

Varura nodopi mekuma ntani dikwita.


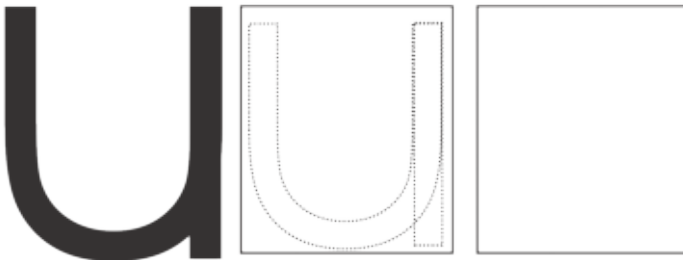
Dingapi nodopi dinakara pevhu?





umbrella
etangwa



Write the 'u' in the blocks.
Tjanga 'u' moyimbangu





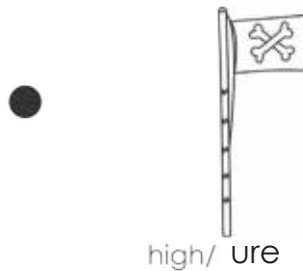
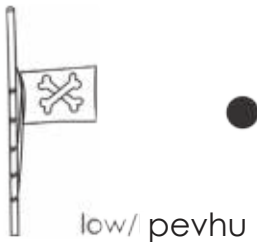
x-ray

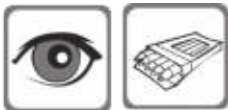
Write the 'x' in the blocks.
Tjanga 'x' moyimbangu.






Connect the opposites.
horowora po esi salisigi po.



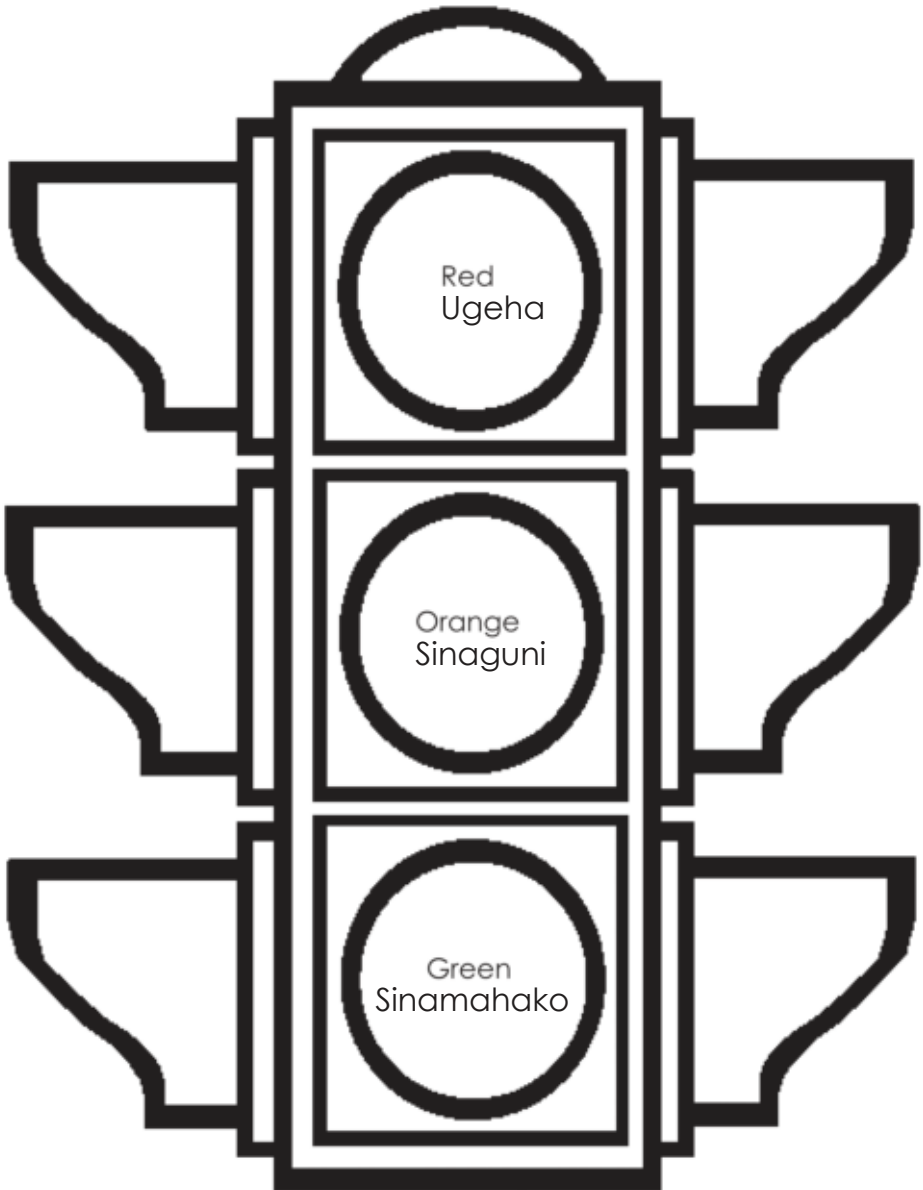


Circle the eight differences in the pictures.
Didilika yininke ntantatu yapili kulifana pefano.





Colour in the traffic light according to the instructions.
Kwita yidimbwiliso yomositura kwama mapukururo.



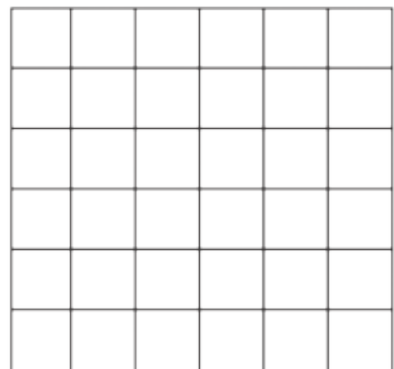

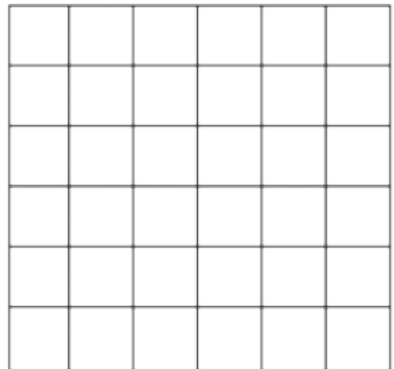
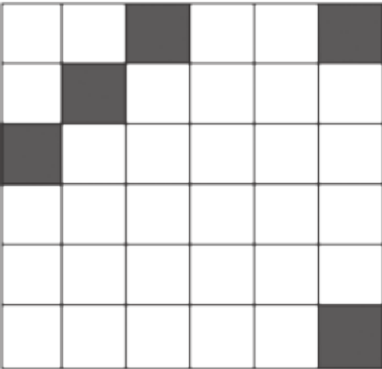
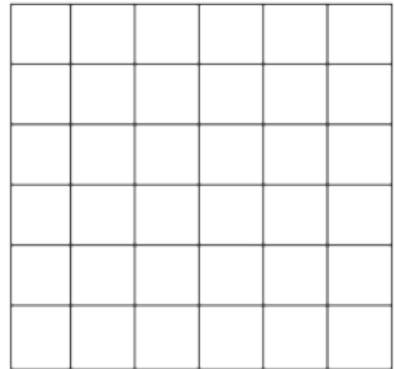
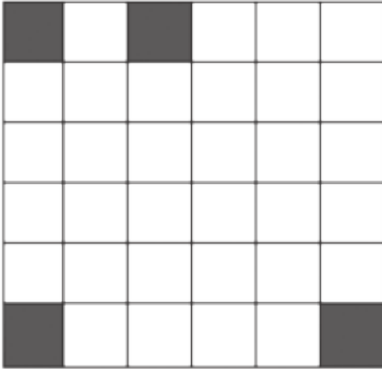


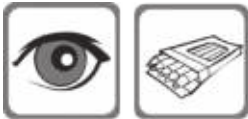
Colour the second item red and the fourth one green.
Kwita embare lya uvali uhenga lyaune sinamahako.





Copy the coloured blocks.
Temwinina yimbangu oyo vanakwite.





Colour by using the colour code. Kwita mukuruganesa kode


1 - brown
umbombo

2 - red
ugeha

3 - yellow
uhenga

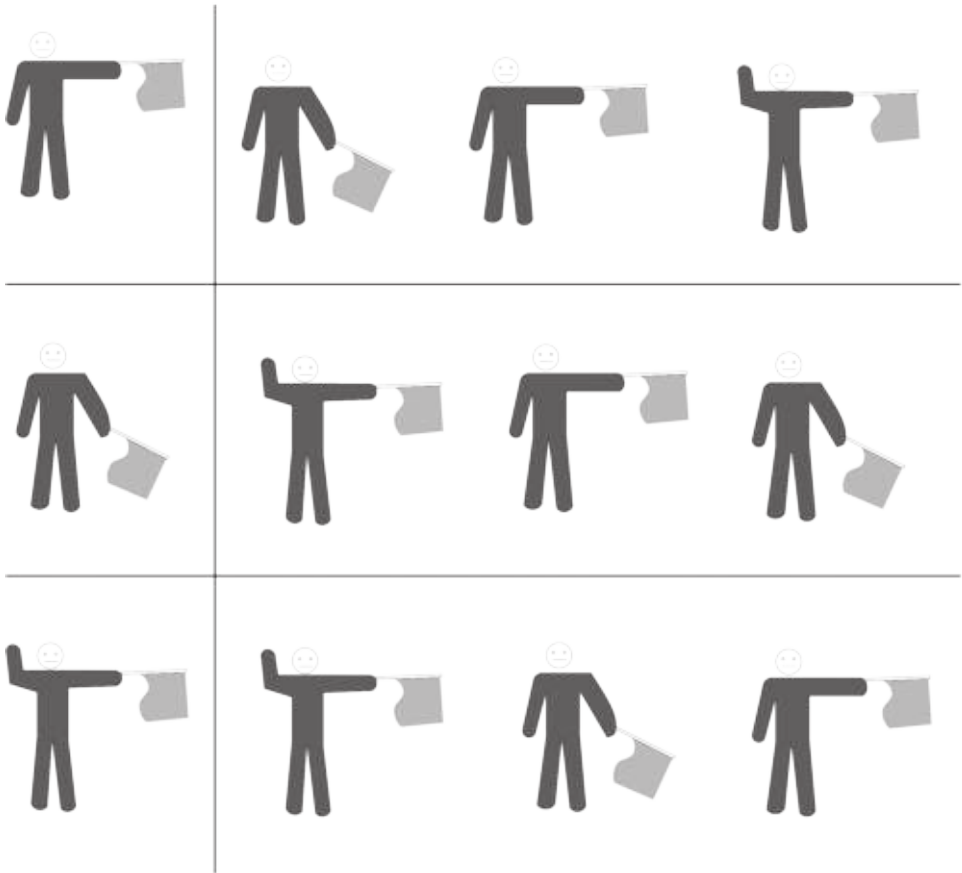
4 - blue
umburau

5 - black
usovagani



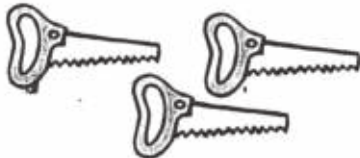



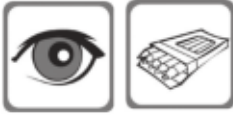
Draw a circle around the picture that matches the first one.
Dingilika efano eli lyalifana neli lyokuhova.





Match the objects.
Gwanekedesa yininke.





Colour the pattern.
Kwita no patorona.



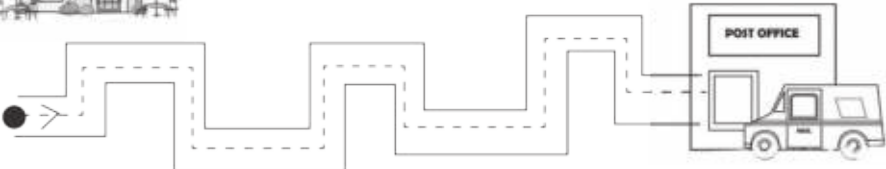
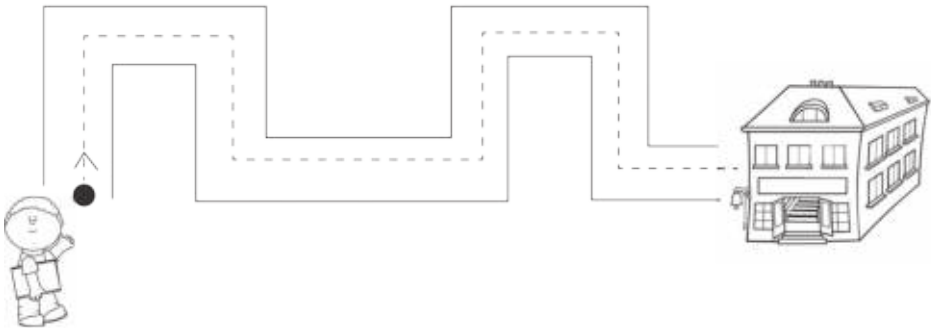
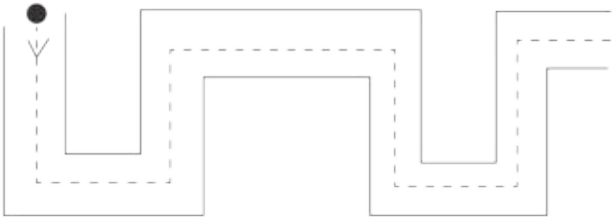


Draw lines to connect the pairs.
Tjanga musunda ogwanekedese yininke yalizi.






Complete without lifting your hand.
Manesa ove wahana kuzerura ewoko.



POST OFFICE

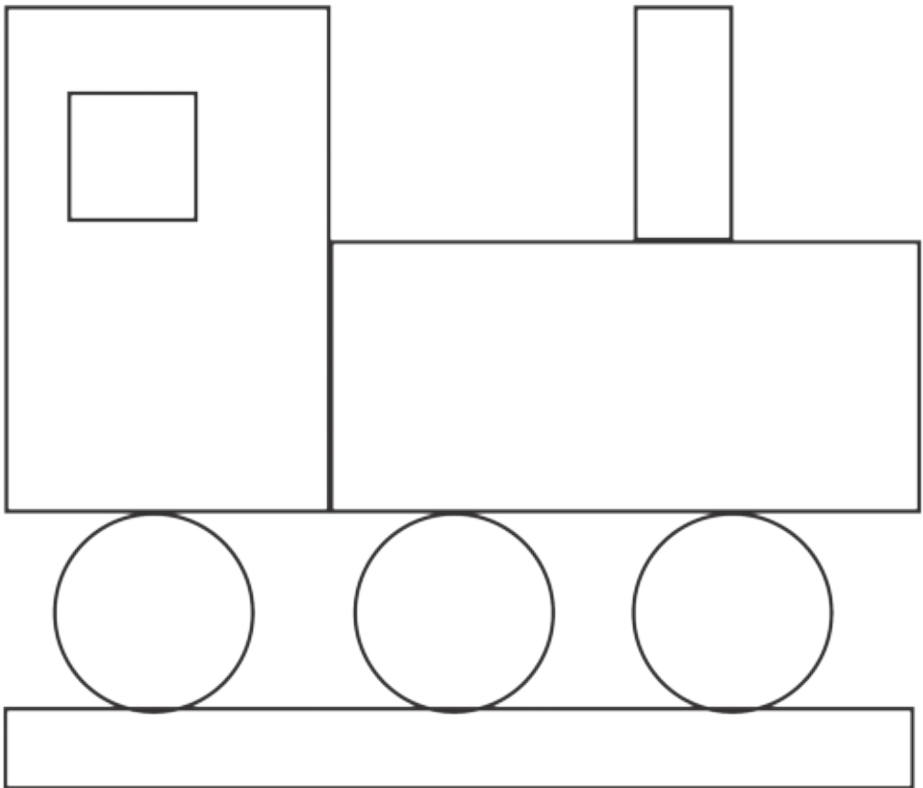


Follow the road to put the fire out.
Kwama sitaura odimise mundiuro.





Colour in the train.
Kwita mehina lyorutenda.







Draw a police car and colour it in.
Faneka etuwa lyova porosi
ntani likwita.




How to teach your child the importance staying active.

Play with family members, stay 1.5m way to practice social distancing.



Stay active and eat healthy so that your body can stay strong.



Success begins with education

Parents will be able to visit the website and watch daily videos from a teacher that will teach their children about various topics in the booklet. One can also download the PDF version of the book on the website.

Start learning anywhere - on your smartphone, tablet or desktop computer at home or follow the instructions on each printed page.



ONLINE

Register at zoshy

You can save your favourite lessons and find them easier

How does it work?

Easy peasy steps to follow


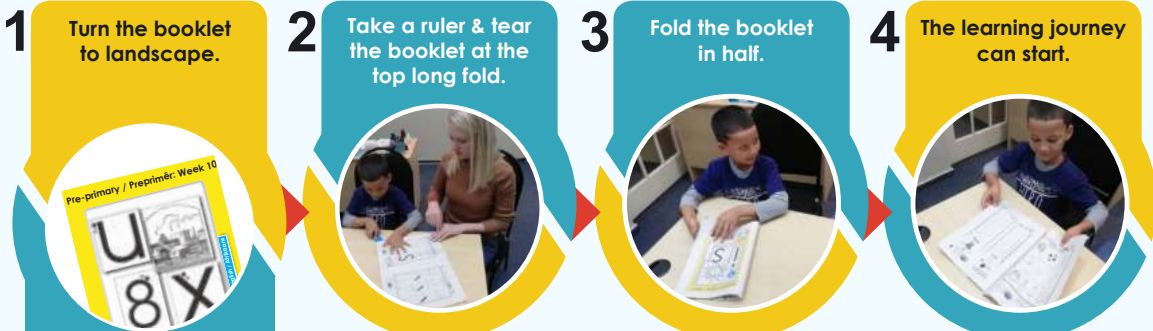
- Step 1:** Find us at www.zoshy.online or scan the QR code
- Step 2:** Find your grade
- Step 3:** Choose which book you want to learn out of today
- Step 4:** Choose lessons from what lessons there are
- Step 5:** Download booklet if you do not have it
- Step 6:** Watch and follow the teacher as she explains what to do in the book
- Step 7:** Follow us on Facebook (Zoshy) to never miss a video and join the community



www.zoshy.online

In collaboration with the Ministry of Education, Arts and Culture

PRINT



STEPS
HOW TO TEAR & USE
THE BOOKLET

