Ondondo 2 / 3: Otjivike 2

Otjiherero

Okurooro

Ministry of Education,
Arts and Culture

my zone
ONLINE SCHOOL



1	2	3	4	5

Lesson Number

This publication is a collaboration between the Ministry of Education, Arts and Culture and Namibia Media Holdings. This publication is sponsored by the Ministry.

Copyright © Ministry of Education, Arts and Culture. All parts of this specific publication cannot be reproduced, stored in a retrieval system or transmitted in any form or by any means, electronic, mechanical, photocopying, recording or otherwise without prior permission of the Ministry of Education, Arts and Culture or the Publisher.

Production by: Namibia Media Holdings **Printing: Newsprint Namibia**

The Ministry of Education, Arts and Culture
www.moe.gov.na

Urisa omukoka wozonomora:

1

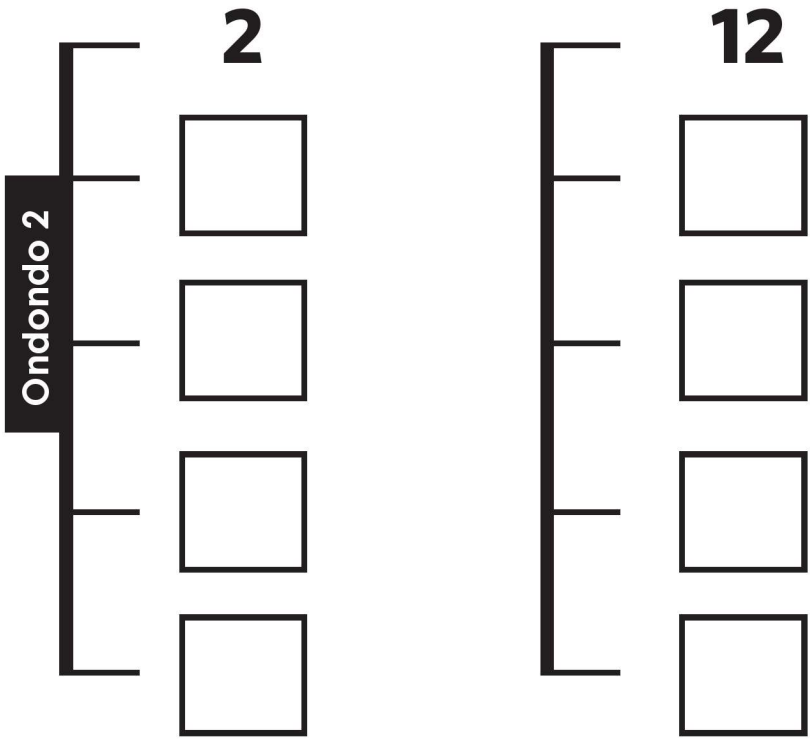

Ondondo 3

Twamo ozonomora nde herimo:

1. 120, 122, _____ , 126, 128, _____ .

2. 135, 140, 145, _____ , _____ , 160.

3. 200, _____ , _____ , 194, 192.

4. 90, 80, _____ , 60, 50, 40, _____ , 20, 10.

5. 110, _____ , 100, _____ , 90, 85, 80.

Copyright © Ministry of Education, Arts and Culture.
All rights reserved. No part of this specific publication may be reproduced without prior permission.

1

Ondondo 2

Twamo ozonomora nde herimo:

1		3	4		6				10
11			14			17			20
					26	27			
31				35				39	
		43					48		50

Rora okutjanga omana wozonomora:

1	oimwe	2	
3		4	
5		6	
7		8	
9		10	

Ministry of Education, Arts and Culture

Copyright © Ministry of Education, Arts and Culture.
All rights reserved. No part of this specific publication may be reproduced without prior permission.

1

Ondondo 3

Twamo ozonomora nde herimo:

Vara mozo 5 ngandu 100

5	10					35			
55				75					100

Vara mo 10 ngandu 100.

10							80		

Tjanga ena ronomora mene yo nomora aihe.

11 .....

12 .....

13 .....

14 .....

15 .....

16 .....

17 .....

18 .....

19 .....

20 .....

Ministry of Education, Arts and Culture

Copyright © Ministry of Education, Arts and Culture.
All rights reserved. No part of this specific publication may be reproduced without prior permission.

My Zone ONLINE SCHOOL

1

Ondondo 2 nondondo 3

Hwa ovihanavaro avihe otjingirine novinanavaro avihe otjimburau

17	14	12	10	13	20	14	19
13	14	12	15	11	12	11	16
18	19	10	19	20	17	12	11

Twamo ovihananavaro mo kawongo.

2	4	13	9	33	44
68	24	12	26	5	31
29	42	25	32	35	15
18	1	77	53	17	52
19	10	12	55	59	63

Ministry of Education, Arts and Culture

Copyright © Ministry of Education, Arts and Culture.
All rights reserved. No part of this specific publication may be reproduced without prior permission.

ONLINE SCHOOL

1

Ondondo 2

Otjisanekero:

12 = 10 + 2

Ungurisa otjisanekero tji tji ri kombanda okuurisa mbi mavi kongorere:

1. 17 = 10 + ☐
2. 22 = ☐ + 2
3. 35 = 30 + ☐
4. 12 = ☐ + 2
5. 44 = ☐ + 4

Ondondo 3

Otjisanekero: 40 + 53
= 40 + 50 + 3
= 90 + 3
= 93

1. 55 + 32

= _____

= _____

= _____

2. 64 + 32

= _____

= _____

= _____

3. 42 + 12

= _____

= _____

= _____

4. 22 + 66

= _____

= _____

= _____

5. 50 + 42

= _____

= _____

= _____

Ministry of Education, Arts and Culture

Copyright © Ministry of Education, Arts and Culture.
All rights reserved. No part of this specific publication may be reproduced without prior permission.

my Zone ONLINE SCHOOL

1

Ondondo 2 nondondo 3

Otjivarero tjomokati rekena povikando puna itjo tjo pendje nu u tjange eziriro mokapaka kopendje yo tjiputuputu.

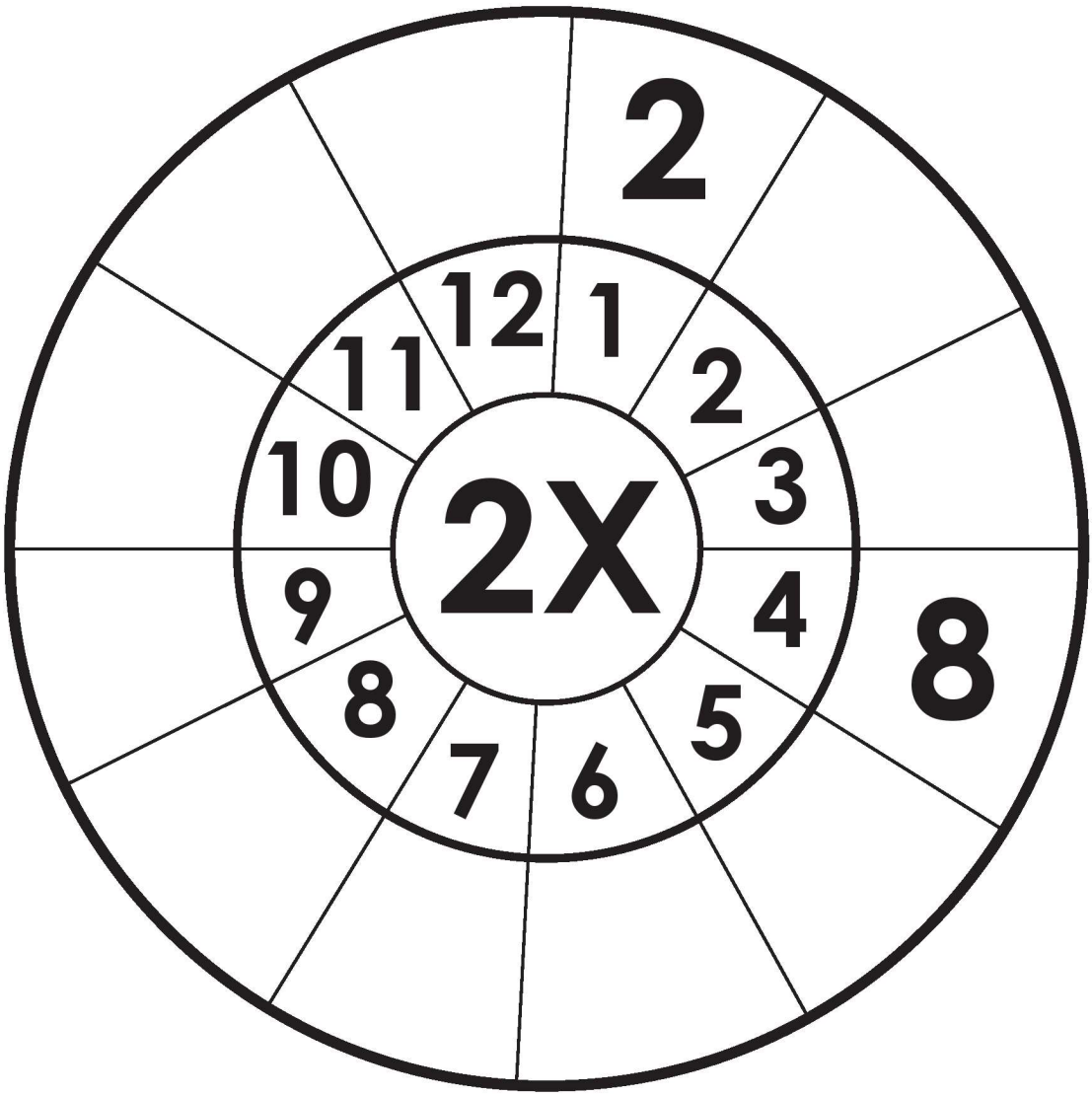

Ministry of Education, Arts and Culture

Copyright © Ministry of Education, Arts and Culture.
All rights reserved. No part of this specific publication may be reproduced without prior permission.

2

Ondondo 2 nondondo 3

Vara oviperendero:

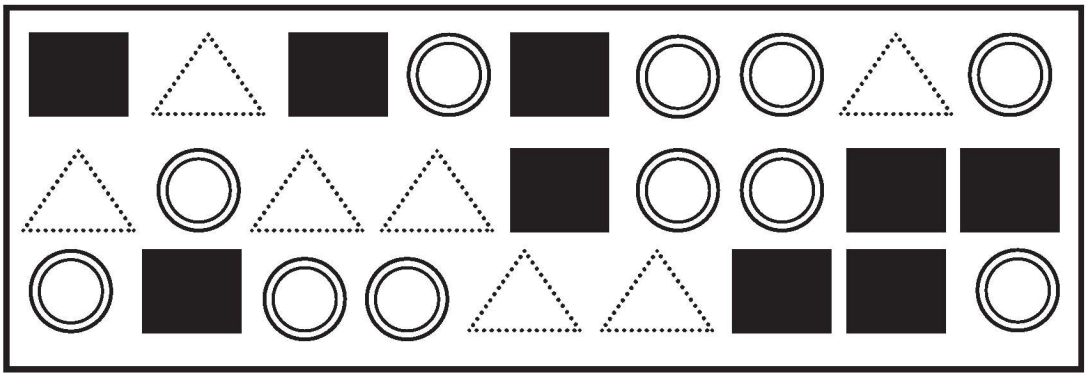

Ivingapi oviperendero mbi wa vara?
Tjanga onomora:

■	
△	
◎	

Zira omapuriro ngu maye kongorere:

1.O ..... ovingi.

2. O ..... ovatiti.

3. Imo muno visembatuwo vingapi povina vikoro vitatu?

.....

4. Muno viputuputu vingapi povisembatuwo?

.....

Perenda otjiperendero atjihe tji wa vara moupaka:

■	
△	
◎	

Ministry of Education, Arts and Culture



Copyright © Ministry of Education, Arts and Culture.
All rights reserved. No part of this specific publication may be reproduced without prior permission.

my Zone ONLINE SCHOOL

2

Ondondo 2 nondondo 3

Tara kotjiperendero kehi, tjanga embo komandero. Kuzambo toorora nu utwemo ombosiro ndji ri yo mokawongo.

ch
sh

ch
sh

ch
sh

ch
sh

ch
sh

ch
sh



ch
sh



ch
sh

ch
sh

ch
sh

Toorora oviperendero 5 mbimo vanga, u tunge omihewo.

Otjisanekero: O shark ino mayo omatwe.

1. .....

2. .....

3. .....

4. .....

5. .....

Copyright © Ministry of Education, Arts and Culture.
All rights reserved. No part of this specific publication may be reproduced without prior permission.

2

Ondondo 3

Urisa omihewo amo weza omambo ngeriwo okuza mu ingo nga yandjwa.

Ekeese	omuatje	toorora
Twapere	omuzike	otjitama

1.Ami mevanga omboroto ye ..... ndja yarekwa periro rometaha.

2. ..... manyanda pendje pune rumbi ree.

3 Uso ku .....o movie ndji movanga okutara.

4. Ko i tji ndji ..... o channel yarwe arikana.

5. Ovikurya vyendjii Kakatere ko.....

6. Mbasuvera okuvatera mama nokuzika. Mezeri okukarira ..... tji mbe kuru.



Copyright © Ministry of Education, Arts and Culture.
All rights reserved. No part of this specific publication may be reproduced without prior permission.

2

Ondondo 3

Twamo ombosiro ndji “tj” momambo.

Charlie’s Chow Café

Vanatje, nanee o _____ havero.

Ko ____ tiha kuna omarapi omawa.

Mbasuvera o _____ hakautu no _____ hape.

O _____ yaha _____ mwe _____ wire pehi.

Eerike mari o _____ kolate no _____ kuki.

Omwa _____ e wekuta.

Tjanga omana woviperendero

Ministry of Education, Arts and Culture

Copyright © Ministry of Education, Arts and Culture.
All rights reserved. No part of this specific publication may be reproduced without prior permission.

ONLINE SCHOOL

2

Otjizeu poo otjipupu

Kondururа oviperendero kehi nu ukakaterise mo muhungu mburiwo.

Otjizeu	Otjipupu





Ministry of Education, Arts and Culture

Copyright © Ministry of Education, Arts and Culture.
All rights reserved. No part of this specific publication may be reproduced without prior permission.

myZone ONLINE SCHOOL

2

Copyright © Ministry of Education, Arts and Culture.
All rights reserved. No part of this specific publication may be reproduced without prior permission.

Complete the sentences with words with the 'th' sound. Use the pictures to guide you.

thin	bath	math
thick	thorn	path
cloth	moth	thud

The dog had a .....



The rose has .....

The ..... **flies at night**

The man walked on the .....

Look at the words in the block. Colour in the blocks with the 'th' words.

with	chip	cheese	sixth	bath
shell	shot	teeth	chin	moth
thin	chick	fourth	ship	the
sheep	tooth	cloth	thumb	path

Ministry of Education, Arts and Culture

Copyright © Ministry of Education, Arts and Culture.
All rights reserved. No part of this specific publication may be reproduced without prior permission.

myZone ONLINE SCHOOL

3

Ondondo 3

Urisa omihewo amo weza embo ndi riro okuza ku ingo nga tamunwa kehi mba

ovo	nga	mbango.
okutata	ekwiya	tjo

1. Metjiwa kutja _____ mave vanga okuyenda puna ove koruveze romeri naneno.

2. Aa! _____ ndo rendji topora.

3. Ehatjimwe rembo ndi okupora oorine _____

4. Otjikena _____ tji wa handa.

5. Omakeresa _____ owoye.

6. Yandja ko _____ aihe mo yene okutjita!

Nambano tjanga omihewo vitatu mbino mambo ngeno "nd"

_____

_____

_____

_____

Copyright © Ministry of Education, Arts and Culture. All rights reserved. No part of this specific publication may be reproduced without prior permission.

3

Ondondo 2

Resa embo nu upahe otjiperendero tji tja kete kunembo.
Twamo otjiperendero tji tja kete mokawongo.

Otjikamo			
ekuyu			
otjikatinga			
Omuṇa			
ohamboumwe			
okambihi			

Ministry of Education, Arts and Culture

Copyright © Ministry of Education, Arts and Culture.
All rights reserved. No part of this specific publication may be reproduced without prior permission.

My Zone ONLINE SCHOOL

English lesson

Grade 2 level

3

Trace and complete the words.

pet



p

vet

v

net

n

wet

w

jet



j

Copyright © Ministry of Education, Arts and Culture.
All rights reserved. No part of this specific publication may be reproduced without prior permission.

3

Ondondo 3

Omaraisawini

Omaraisawini yeraisa owini poo omwini wotjiṇa.

Konda ukakaterise omaraisawini kehi yomukuma mbwi maupaka mburiwo kehi mba.

1. Ondjaṭu ndji oserandu ☐ ?
2. Embo ndi ora Jena. O ☐ .
3. Tukara mondjiwo ndji. O ☐ .
4. Okanyeti oka Mika. O ☐ .
5. Ohauto yawo. O ☐ .
6. Ombwa yandje. O ☐ .

oyoye	yandje	ree	yawo	ke	yetu

Ministry of Education, Arts and Culture

Copyright © Ministry of Education, Arts and Culture.
All rights reserved. No part of this specific publication may be reproduced without prior permission.

Copyright © Ministry of Education, Arts and Culture.
All rights reserved. No part of this specific publication may be reproduced without prior permission.

3

Ondondo 2 nondondo 3

Omaraisawini

Resa omihewo nu utwamo omaraisawini ngeriwo.
Paha mokapaka.

1. Ingwi o Jen.

Indi embo _____ .

2. Ingwi o Benny.

Inga o kambona ka _____ .

3. Owami na Johna.

Indji ondjuwo _____ .

4. Imba o Peter na Wendy.

Indji ongara _____ .

5. Owami.

Indji ondjaṱu _____ .

6. Ingwi oove.

Indi ekopi _____ .

Omapingenambo:

randje

roye

yandje

kandje

tjako

yetu

yawo

7. Inga okambihona kandje.

Itji otjinyandiswa _____ .

Ministry of Education, Arts and Culture



Copyright © Ministry of Education, Arts and Culture.
All rights reserved. No part of this specific publication may be reproduced without prior permission.

my Zone ONLINE SCHOOL

4

Ondondo 2

Tjangurura omihewo amo twamo oviraise vyokuresa mbi ri vyo.

1. omuatje manyandisa ovinyandisiwa

.....

.....

2. ovahongwa mave tjanga novi tjange vyawo vyokamara

.....

.....

3. mbasuvera eṭundu randje

.....

.....

4. mu kozonyanga tuze mburuka omayuva wokambo kondiro

.....

.....

5. mbasuvera okurya powimpy

.....

.....

Copyright © Ministry of Education, Arts and Culture.
All rights reserved. No part of this specific publication may be reproduced without prior permission.

4

Ondondo 3

Ṯuna omihewo novaraise mbiri vyo: ^otjokuravaera, otjo kupura nondja.

.	!	?	,

1. Kako otupuka mondjuwo
2. Moi ke hore rorugby
3. Uvanga osikore
4. Moipi
5. Mokaranda ṟune ovinyandisiwa vyoye ovipe
6. Kengeza
7. Ami mberi randere embo otjitjange tjekara otjinane tjomukoka nandja^tu
8. Omandaha, Oritjavari, Oritjatatu, Oritjaine noRitjatano umayuva wosikore.
9. Mama wa suvera okuyareka omai muno nyama yombinda nomboroto ndja zuzurwa periro romuhuko munene
10. Movanga o isa yorwerwu

Copyright © Ministry of Education, Arts and Culture.
All rights reserved. No part of this specific publication may be reproduced without prior permission.

4

Ondondo 2

Omapingenambo

Epingenambo riungurisiwa okukuramena po erukambo. Tjiva wo mapingenambo owonga:
ami, eye, ete, ove, tje, vo

Twamo omapingenambo mokawongo momihewo kehi. Omihewo tjava vino ma pingenambo kombanda ya rimwe.

1. (Eye) **wai kositora puna Angela.**
2. **Ete atuhe tuhamboumwe tweri nderekere mokahauto okatiti.**
3. **Oritjaine arihe, Kenny uyenda koCheckers puna vo.**
4. **Positora omurandise we mupe otjihupe tje.**
5. **Evuya tjira piti, eye uyenda koviungura.**
6. **Ami mbatjaterwa okuvemuna poruveze rwomanyando.**
7. **Ami tjimbari ovikurya avihe mbi mama mendji yandjere okutarera o tv.**
8. **Ete twanyanda puno mbwa tjazumbo atu i pe ovimbeskiti.**
9. **Wamunu ondjuwo ye hi ndjitwa tungu?**
10. **Mbatono otjimbere pehi tjambo Jack arambere.**

Ministry of Education, Arts and Culture

Copyright © Ministry of Education, Arts and Culture.
All rights reserved. No part of this specific publication may be reproduced without prior permission.

ONLINE SCHOOL

4

Ondondo 3

Omapingenambo

Tjangurura omuhewo auhe. Tanaura omambo ngukwananwa omukoka kehi komapingenambo.

Otjisanekero: Johna omutjinde wotutuu.
Johna utjinda ondjaṱu omburau.

Omuhewo omupe: Johna omutjinde wotutuu
Eye utjinda ondjaṱu omburau.

1. **<u>Sarah</u> wazikire oṱundu arihe eriro rongurova.**

.....

2. **<u>Tyler</u> wanyanda kahwa puna <u>Miguela</u> na <u>Ramona</u>.**

.....

3. **<u>Omutengwa</u> <u>Cane</u> waire komovie puno <u>muyozikwa</u> <u>Cane</u>.**

.....

4. **<u>Ondjuwo</u> maihepa okuhuwa otjivara otjipe.**

.....

Copyright © Ministry of Education, Arts and Culture.
All rights reserved. No part of this specific publication may be reproduced without prior permission.

4

Ondondo 2

Nyaturura ozoretera oku ketisa omambo kuno tjiperendero.

Hungira	Ozoretera	Nyaturura nu utjange embo ndiriro
10	nrouogmo	
	oanep	
	oepis	
	aokupak	

Ministry of Education, Arts and Culture

Copyright © Ministry of Education, Arts and Culture.
All rights reserved. No part of this specific publication may be reproduced without prior permission.

4

Ondondo 3

Resa ehungi nu u urise omarakiza komaandero:

Okurooro

Eyuva ewa romutenya. Leto uri mohakahana okuyenda konganda. Mama erero watjere maranda oisa yorwerwu novihape keriro rometaha.

Kombunde riro rometaha, Leto wazara ozombanda zokutjaara wina. Posiya eye ngunda omuṯiṯi okutjaara kekwii. Omutenya watu mairoko tjamwa ruveze, ombepo moimunu ndjo.

Tate waisana Leto meri hwikike mena rokutja uso kuyenda kosikore okuka kuturisa orutu. "Matu kaenda nai," tate watja.

Ovikamba vyawongara meyuru, omata yautu okutona korwiho rohauto. Ovanatje veso kuundja kaṯiṯi ombura iwe pehi amave tupuka motjitjandja koka kungu komwinyo. Ndino vanyaṉuka motjimbe tjomwinyo weyuru.

Haṉa omambo ngu kwa nanwa omukoka mozondundo:



Copyright © Ministry of Education, Arts and Culture.
All rights reserved. No part of this specific publication may be reproduced without prior permission.

Resa ehungi unane omukoka kehi yomambo ngeno zorẹtera oviuru nu utwe ozonḍe mokawongo.

Ehungi ra Mary

Tate, Charles, Lucy na ami twekeri nanene erero. Eriro rongurova twa i re naro otukauhara eyuva arihe.

Tate na Charles vaire komukuro moskepi okuka kambura omahundju, ngunda ami na Lucy atwa woronganisire oura womeva. Twahukura ozongaku natuhiti momeva wozongazona nḍumaze zungana. Twamuna omize omiwa vyomeva tjiva oviperse, tjiva ovipinge na tjiva ovihoni. Oviperse aavimunika tjimuna ovikamba nu imbi ovihoni tjimuna oumuti outiti tji vyaisamewa momeva.

Lucy waheza kewe nawire momeva. Yari otjiṇa tjonyuṇe, atuhe twapamuka mọzondjora, ouningandu ombepo nomutenya vyakahisa ohorokova yaLucy.

Copyright © Ministry of Education, Arts and Culture.
All rights reserved. No part of this specific publication may be reproduced without prior permission.

5

Ondondo 2 nondodo 3

Vara otjivarero tjo mihapo okuurisa omihewo.



Ekori randje rina:

otjiputuputu .....

ovinavikoro vine.....

ovisembatuwo .....

ovinavikoro vitatu.....

Omurungu wandje una:

oviputuputu .....

ovinavikoro vitatu.....

ovisembatuwo .....

Omaoko wandje yeri mo mungee hapo? .....

Orutu rwandje ruri mo mungee hapo? .....

Omarama wandje yeri mo mungee hapo? .....

Ozombaze zandje zeri mo mungee hapo? .....

Copyright © Ministry of Education, Arts and Culture.
All rights reserved. No part of this specific publication may be reproduced without prior permission.

Ondondo 3

5

Tamuna oiri:

Poruveze aruhe, tjanga oiri perenda okati poruveze nduriro.



Perenda 8 kotjiuru



.....

.....



Perenda ndja piti ozominute omurongo nandano mo murongo nambari



Perenda ndja piti ozominute omurongo mombari.



.....

Tamuna oiri:

Tjanga oiri mo mambo kehi yoiri aihe.



.....



.....



.....



.....



.....



.....

Ministry of Education, Arts and Culture

Copyright © Ministry of Education, Arts and Culture.
All rights reserved. No part of this specific publication may be reproduced without prior permission.

Some Do's and Don'ts to Teach your Child.

Avoid touching your face!

Avoid touching your face, eyes, nose and mouth unless your hands are super clean.

Kids

Covid-19 message

Don'ts

- Go to the shops
- Hug your friends
- Touch your face

Do's

- Stay at home
- Wash your hands
- Stay active at home

Success begins with education

Parents will be able to visit the website and watch daily videos from a teacher that will teach their children about various topics in the booklet. One can also download the PDF version of the book on the website.

ONLINE

Start learning anywhere - on your smartphone, tablet or desktop computer at home or follow the instructions on each printed page.

Register at zoshy

You can save your favourite lessons and find them easier

Easy peasy steps to follow

Step 1: Find us at **www.zoshy.online or scan the QR code**
Step 2: Find your grade
Step3: Choose which book you want to learn out of today
Step4: Choose lessons from what lessons there are
Step5: **Download booklet if you do not have it**
Step 6: Watch and follow the teacher as she explains what to do in the book
Step7: **Follow us on Facebook (Zoshy)** to never miss a video and join the community

www.zoshy.online

In collaboration with the Ministry of Education, Arts and Culture

PRINT

1 Turn the booklet to landscape.

2 Take a ruler & tear the booklet at the top long fold.

3 Fold the booklet in half.

4 The learning journey can start.

STEPS HOW TO TEAR & USE THE BOOKLET

Ministry of Education Arts and Culture

My Zone ONLINE SCHOOL